

QUILTERS GUILD OF INDIANAPOLIS  
**BITS & PIECES**  
 QUILTERS GUILD OF INDIANAPOLIS

Volume 33, ISSUE 8

August 2011

www.quiltguildindy.net

**QGI Monthly Meeting Schedule**

- **General Meeting:**  
 2nd Thursday Monthly,  
 7:00 pm  
 Second Presbyterian Church  
 7700 N. Meridian Street  
 Indianapolis, IN
- **QGI North:**  
 1st Friday Monthly,  
 1:00—3:00pm  
 Primelife Enrichment Ctr.  
 1078 3rd Ave. S. W.  
 Carmel, IN
- **Out to Lunch Bunch:**  
 4th Thursday Monthly,  
 11:00am  
 (except Nov. & Dec.)  
 Jonathan Byrd Cafeteria  
 I-65 South, Exit #99  
 Greenwood, IN
- **Charity Quilts:**  
 3rd Thursday Monthly,  
 9:30am—3:00pm  
 N United Methodist Church  
 NW corner of 38th & Meridian  
 (bring your own lunch)

**INSIDE THIS ISSUE:**

President's Corner	<b>2</b>
President's Challenge	<b>4</b>
QGI Lectures and Workshops	<b>5</b>
QGIN Minutes	<b>7</b>
Roving Reporter	<b>10</b>
OTLB Minutes	<b>13</b>
Block of the Month	<b>16</b>

**Meet -Susan Cleveland**

Q - Where do you find your artistic inspiration today?

A - I love going to art fairs to see all the color combinations and clever designs. Summer is great for that. My hubby will take me to lots of them and even encourages purchases ... if I'll ride with the top down. I feel quite wind-blown when we get there, but it's fun.



Q - Was there one quilt pattern or design that inspired you to begin your quilt making journey?

A - Ah, yes, the radiant feathered star! I thought I'd be a real quilter when I could accurately piece a feathered star. My first piece juried into the AQS show in Paducah was a feathered star. I still love them, but find a mariner's compass allows for a bit more freedom in design.

Continued on Page—17

**Coming in September—Flavin Glover**

Flavin is a quilt designer, national teacher and author, with a degree in Clothing, Textiles & Related Arts from Auburn University. Innovative Log Cabin and geometric patchwork quilts, composed of many fabrics in vibrant colors, have become her trademark for the past 30 years. Her patchwork classes and presentations cater to varied skill levels. Flavin's Log Cabin Landscape & Buildings quilts are featured in her book, *A New Look at Log Cabin Quilts* by C&T Publishing. Her quilt *Row Houses* was selected one of the *100 Best American Quilts of the 20<sup>th</sup> Century*. She has been featured on HGTV's *Simply Quilts*.



Flavin's interest in early 20<sup>th</sup> century quiltmakers has prompted addressing her own quilting heritage and influences of the women in her family and the quilts they made. She serves on the Board of the American Quilt Study Group and has served on the International Quilt Association Board.



## *President's Corner*

### *A Message from Jennifer Fulton*

#### **The Language of Art**

In August, my mother turns 90, and my daughter turns 14.

I can't help but compare these two significant events—one that will celebrate a life well-lived, while the other that will launch a young lady on the path into adulthood. You would think that two people, born so far apart, would have little in common other than the same birth month, but you'd be wrong.

One thing they have in common is their name. I'm proud that my daughter, Katerina Eleanora Maria Fulton, carries not only my mother's name (Eleanora), but the name of Scott's mother (Maria) as well. My mother and my daughter share more than just a name, however. They share a love of reading, theater, gardening, and hand-crafts. Not to mention a pretty wicked sense of humor.

Although my mother never quilted, she practiced cross-stitch, needlepoint, crewel embroidery, tatting, knitting, and crochet. Katerina is almost constantly drawing, singing, writing, or creating some other kind of artwork. Mom's and Katerina's need to create and express themselves artistically binds them in a way that's stronger than blood, stronger than family. Artists look at the world in a special way, reinterpreting what they *see* in order to express how they *feel*. People who are not artists themselves cannot understand the special vision that artists have, so they often don't respect it (which explains how heirloom quilts end up as picnic blankets <grin>).

Even if a quilt is utilitarian, the choices a quilter makes are deliberate, and so they tell a story. That story might say that the quilter was thrifty or extravagant, timid or bold, conservative or liberal. Or it might just say that the quilter needed to get a quilt done. Regardless, artists understand the language of art, and know how to read a quilt's story.

I often wonder what my quilts say about me. What story will they tell some future generation? Hopefully, my quilts will say that I was loved, and that I loved in return. I know that my mother's needle work shows that she was careful and precise in her artistry, and that she loved her family. Whether my quilts will say I was a great quilter or a great artist, I do not know, nor do I much care. I do know, though, that my story will live on for a long time after I'm gone, well-loved and cared for by my artistic daughter, just as my mother is assured that her daughters will care for her needlework for many years to come. This is something we all three share in common—the language of our art.



#### LITTLE SCRAP QUILT SHOP

*Colors to inspire. Time to Relax.*

*A Place to Create!*

*Providing for your quilting and sewing needs!*

Webster Plaza—4043 S. Webster, Kokomo 46902

765-450-4434 [littlecrapquilts@gmail.com](mailto:littlecrapquilts@gmail.com)

Find us on Facebook too!

Shop Hours:

Tues, Thurs & Fri 10-5, Wed 10-8, Sat 9-4

#### *Sarah's Machine Quilting*

Sales & Service

**HINTERBERG**  
DESIGN

Machine Quilting Frames

**NOLTING®**

765-779-4400


By Appointment

5308 N. Mechanicsburg Road  
Middletown, Indiana 47356

[www.gardenschools.com/smq](http://www.gardenschools.com/smq)

## AUGUST QUILT SHOW NEWSLETTER ARTICLE

By *Carol Victory*



Hurry up! Hurry up! It's time to finish up those projects for the show. October 28 & 29 will be here before we know it.

Registration forms for the quilt show are now available on the web site, in the newsletter and at the meetings. If you have any questions while you are completing your forms, please contact Kathy Jensen, the Quilt Show Registrar. Kay Zahm and Judy Parker are busy signing up volunteers to work at the show. Please be thinking about those areas in which you want to help. As a white glover, you get to see all the quilts up close and show them off to attendees. As a server in the snack bar, you get to fill those empty stomachs so the attendees can enjoy all aspects of the show. Ticket sellers get to welcome our visitors and direct them to the quilts, the Peony Shop, the raffle baskets, the raffle quilt, the snack bar and, of course, the restrooms.

The Small Quilt Auction committee chaired by Terry Lichtenfelt and Sandy Swircek has been working busily to collect all of your wonderful donations of small quilts. We have also received several quilts from the speakers who have visited our guild during the past several months. Be sure to preview the quilts while you are at the show and plan to attend the auction to bid on your favorite quilt(s).

The lectures and demonstrations will be held both days. You will be able to hear lots of good tips and topics. Cyndia Gerner can give you more information about these events.

Caryl Schuetz will be available to quilt appraisals. You can bring your quilt to the show or contact her ahead of time to have your quilt appraised.

Ruth Tribby is hard at work planning all the delicious food that will be served to our members, vendors and attendees. Be sure to sign up to bring baked goods, soups, etc.

Jenny Swinehart has been working very hard to price all of your donations for the Peony Shop. The items sold there are always very popular and the magazines are a great hit. Keep looking through your sewing room for goodies that you can donate.

Zana Lawrence is collecting items to put in the Mystery Bags. They are always sold out before the end of the show so be sure to stop by to see her as soon as you get there.

Kathryn Wooldridge and Mary Ellen Straughn are making sure that the judging of quilts runs smoothly.

Stephanie Brokaw and Cathy Franks are planning the layout for the show. This is a huge job and I know that they will appreciate all the help they can get when it is time to set up the pipe and drape and hang the quilts.

If you have any questions or want more information about any part of the show, please feel free to email or call me (carol.victory@yahoo.com or 317-627-7806).

## President's Challenge

By *Jennifer Fulton*

The next President's Challenge is in August, and I hope you try it because the entries in these challenges have been so delightful to see! To enter the August challenge, make something quiltly that is at least 75% **black and white**, is inspired by some of these words **almost there**, **crossing the finish line**, and/or **winning**, and includes **curved piecing**. Include a short description with your entry if you want, which explains your personal interpretation of the spark words and how they influenced your final creation. Bring your President's Challenge entry to any or all of the August Guild meetings for your chance to win a lovely charm!

I also invite all the challenge entrants to show their quilts in the Quilt Show. Be sure to make a note on the entry form that yours is a President's Challenge entry so everyone can identify it as such.

Because of the Quilt Show in October, I had originally planned for the President's Challenge to end in August, but everyone has been doing so well, that I've decided to continue the challenge with one last one. Don't worry, it's not due in October, because I want you all to work on quilts for the show. Instead, this last challenge will be due in December (January for the OTLB meeting, which doesn't meet in December). Since you have lots of time to get this challenge done, I'd love to see everyone give it a go!

For this last challenge, your entry must:

**Use the challenge colors only, in whatever percentage you want**

The challenge colors were yellow, red, blue, green, white, and black. So for example, you could make an entry that's all yellow if you like, or blue, green, and white. But you can't make something with purple in it, because that's not one of the colors.

**Use at least two of the challenge techniques**

The challenge techniques included surface embellishment, applique, paper-piecing, and curved piecing. For this last challenge, I'm adding **photo transfer** as a

technique. You do not need to use photo transfer in your entry, but it is a new technique added for this challenge that you might want to try. You can use other techniques as well, in whatever percentage you feel like—in other words, you could make an entry that's 90% piecing and 10% applique if you want.

**Be inspired by this spark word: challenge**

## President's Challenge Winners

**The winners for the June challenge include:**

**QGIN**--1st place--Margaret Duke, 2nd place--Barbara Hayes, 3rd place--Trish McComas, Honorable Mention --Alice Martina Smith

**General**—1st place—Alice Martina Smith, 2nd place—Mary Strinka, 3rd Place—Bonnie Borntrager

**OTLB**—1st place—Bobbie Mennel 2nd Place—Alice Martina Smith



**OTLB 1st place—Bobbie Mennel**



**OTLB 2nd Place—Alice Martina Smith**

## QUILTERS GUILD OF INDIANAPOLIS 2011 LECTURES and WORKSHOPS

Date	Lecture / Workshop	Speaker/ Instructor	Details
August 11	Lecture	Susan Cleveland	My Eclectic Quilt Pageant
August 12 & 13	Workshops	Susan Cleveland	Friday Workshop: Piping Hot Binding Saturday Workshop: Prairie Point Pillow Website: <a href="http://www.piecesbewithyou.com">www.piecesbewithyou.com</a>
September 8	Lecture	Flavin Glover	A Progressive View of Log Cabin Design Website: <a href="http://www.flavinglover.com">www.flavinglover.com</a>
September 9 & 10	Workshops	Flavin Glover	Friday Workshop: Colorful and Creative Log Cabin Diamonds Saturday Workshop: Innovative Courthouse Steps
October 13	Lecture	QGI Members	Mini Workshops
November 10	Lecture		Quilt Show Report
December 1	Lecture		Christmas Party

## QUILTERS GUILD OF INDIANAPOLIS NORTH 2011 PROGRAMS

Date	Speaker/Instructor	Details
August 5	Lydia Stout	Some of the Newest & Greatest
September 2	Beekeeper	Bees (mini groups)
October 7	Julie Wheeler	History of Quilts
November 4	Jennifer Titus	How to Use a Quilter's Calculator
December 2	Christmas Party Comedian Clara Trusty	Comedian, Food and Fun

## OUT TO LUNCH BUNCH 2011 PROGRAMS

Date	Speaker/Instructor	Details
August 24	Kaye England	
September 22	Lynn Hodge	Mailable Art
October 27	Caryl Schuetz	From Where it Starts to Where it Ends
November	No Meeting	
December	No Meeting	

## Call for grocery sacks!

Save those brown paper bags for our show's mystery bags!

Bring 'em to the General Meetings in August and September!

Contact: [Alexandralawrence@gmail.com](mailto:Alexandralawrence@gmail.com)



## Noel Sanctuary Quilts

Noel Sanctuary, located in the beautiful, historic village of Zionsville, Indiana, is hosting its second annual Quilt Show from August 2nd – September 3rd. We would love to have your quilt guild attend. I am happy to send invitations and more information if you provide a mailing address.

The Sanctuary, an art gallery and restaurant, is an exquisite backdrop to the quilts. Please check out the Sanctuary at [www.nanoel.com](http://www.nanoel.com).

I look forward to hearing from you.

Kathy Pierle

Noel Sanctuary



Susanne and Mary Win the Hat Contest



Dallas and Lynn Enjoying the Ice Cream Social



### We Moved to

9840 N. Michigan Road (317) 757-8340

Carmel, IN 46032

[www.quiltquarters.com](http://www.quiltquarters.com)

1/4 Mile North of 465 on Michigan Rd,  
Exit 27

**Over 6000 Bolts of Fabric, Books & Patterns**

**Join Us for Classes & Clubs**

**Patchwork Pals meets the 4th Monday of month**

-highlights quilting patterns & techniques-

**Sewing Circle/Embroidery Club meets the 3rd Sat**

-covers all sewing topics: garment, home dec, etc-

Authorized BERNINA dealer for

Sales & Service

# BERNINA+

## QUILTERS GUILD OF INDIANAPOLIS NORTH GUILD MINUTES

June 24, 2011

**Respectfully Submitted by:** *Ann Slabaugh, Secretary*

Jo Kidwell opened the meeting by welcoming visitors and wishing happy birthday to guild members.

### Announcements

Jennifer Fulton, announced that the President's Challenge would be coming up again in two months. We are still collecting quilts for charity, and there are still quite a number that need to be tied.

Carol Victory talked about the upcoming Quilt Show. Please read the Quilt Show Check List which should answer many questions. She also announced that an error in location was made. The Quilt Show will be held at the Westfield Middle School NOT AT Belzer Middle School.

Terry Lichtenfelt announced that Michelle Fraley and Barb Phillips are in charge of Raffle Baskets. There are many themes and they need donations of fabrics and baskets. Any size basket will do. She also talked about the Small Quilt Auction saying that there have been a number of donations to date. Terry then showed us donated quilts from the Out to Lunch Bunch. They were fantastic!

**Minute Fact** – Debbie Goold asked *Whats In A Name?* In March of 1978 the newly formed quilting group was trying to decide on a name. Several suggestions such as: *Quaint Quilters*, and *Guild of Indianapolis*. Because there were several quilt guilds in the state it was thought that where the guild was located would be important, so additional suggestions such as *Circle City Quilters of Indianapolis* and/or *Indiana or Quilters Guild of Indianapolis*. The group finally voted on QGI. And there you have it!

**Quilters Tip of the Month** – Barbara Carr suggested using a seam ripper on the bobbin side of fabric and then the thread on the needle side can easily be pulled out. Also make a bit more binding than is needed. And, put a sticky note on the backside of your cutting ruler to help with placement. It will also help keep the ruler from slipping.

**Block of the Month** – Sharon Basler's received the blocks this month. For next month's block, use 25 of the same size patches and make a block 12 ½" square. Use summer colors.

**Mystery Quilt** – Wanda Haneline talked briefly about the mystery quilt. Kathy Jensen won the prize for today.

**Fabric Exchange** – Starting next month the fabric exchange will be linked to the Block of the Month. However, for next month make six (6) strips, that can be either 1 inch wide OR 3 inches wide, and 8 inches long in medium to dark fabrics.

**Show and Tell** – Six ladies showed us one tea towel, 5 wall hangings, 2 quilts and one bag. What a great assortment of talent.

**Hospitality** – We had 64 people in attendance today. Fifty of those were over 50 and \$53.39 was donated to the Prime Life Center.

**Program** – Pat Knoechel, talked about putting together a "Radiant Star Quilt." She suggested that we assign letters to each color and that we should include warm and cool colors for the quilt. If we are beginners, perhaps using only 4 colors would keep things simpler. She continued by showing us how to strip piece a diamond, as well as, showing us how to measure for the set-in pieces. Pat provided step by step instructions for this quilt. In addition to her instructions on building a Radiant Star Quilt, she also showed us additional new patterns, tools and quick sew ideas.

### Cathy Franks Quilting & Design

CATHY FRANKS - Owner  
Finish Them In Your Lifetime

145 Maple Crest Drive  
Carmel, IN 46033  
(317) 571-9505

cathyfranks@indy.rr.com

www.cathyfranks.com

Machine Quilting  
Custom Quilt Design



## A Member of Our Extended Quilting Family Needs Our Help

Most of you have heard about the horrific tornado that leveled much of Joplin, Missouri, but what you may not know is that the disaster has affected one of our own and her family. Judy Parker, the Program Chair last year, had traveled to Joplin in late May to visit her son Chris and her daughter-in-law Cheryl, and her three grandchildren. What should have been a wonderful family visit turned into something completely different on Sunday, May 22<sup>nd</sup>. As the tornado approached, they all crowded into a bathroom in the basement of Chris and Cheryl's home. Windows shattered, the house shook, and 30 seconds later, everything was gone—the house, the garage, and almost all of their belongings.

When it was deemed safe, the family crawled out of a basement window and found that their world had been turned upside-down. Even so, since they were all safe and sound, there was much to thank God for. The family stayed in a nearby church shelter until they could send the children to Cheryl's mother's home in Kansas. When they were allowed back to the house, they picked through the debris and found precious treasures—photos, wedding rings, and other irreplaceables. Again, the family felt that God was watching over them.

It's nearly impossible to imagine what it might be like to live through such a disaster, and to feel nearly helpless to do anything about it. But Judy is a dear friend of the Guild and a member of several bees. One of them, the Brick Street Babes, decided that impossible didn't matter. They would find a way to help their friend Judy and her family.

The idea of collecting things and trying to ship them to the family was dismissed when it was discovered that the family has no permanent home as yet. So it was decided that a monetary donation made the most sense, as Chris and Cheryl could then use the collected monies to purchase whatever they felt was most important for their family, or to pay for temporary housing. Yet with many banks destroyed, the Joplin infrastructure in disarray, and the process of contacting Judy or Chris tedious and difficult, even this simple gesture seemed almost impossible.

With the help of the kind people at Old National Bank in Zionsville, Indiana, who patiently listened to Judy's story and the difficulties in even contacting her and figuring out how best to help, Terry Lichtenfelt, a member of the Brick Street Babes, has established a "Special Fund Account for the Benefit of the Christopher G. Parker Family". The Fund will serve as a collection site for donations made by QGI members, and after a time, the monies collected will be sent to Chris when he has established a mailing address again.

The need is great for many of the people in Joplin, Missouri, but this is personal. This is our Judy and her family who is hurting.

If you would like to make a donation via check, follow these steps:

1. On the check, in the **Pay to the Order of** line, write **To Benefit Christopher G. Parker Family**
2. On the **Memo** line of the check, or on a separate paper included with the check, please write **Special Fund Account**
3. Mail your donation to:  
Old National Bank  
385 South Main Street  
Zionsville, IN 46077

If you would like to make a cash donation, please see Terry Lichtenfelt. Terry is also in charge of the Big Auction of Small Quilts at this year's Quilt Show, and she attends all three meetings, so I'm sure you already know her.

As Chris Parker wrote in an email, "The tornado forced us to start from 'square one' practically, and our minds and hearts are overwhelmed with all the basic decisions of life to make." Here is our chance to help a fellow quilter and her family, and to make life just a bit more bearable. On behalf of Chris Parker and his family, thank you for your consideration. Any questions you might have should be directed to Terry Lichtenfelt, 317.873.5624, [tslichtenfelt@gmail.com](mailto:tslichtenfelt@gmail.com).

Campbell	Loralei	Aug	3
Stephen	Glenna	Aug	3
Dunnigan	Judy	Aug	4
Kreager	Arlette	Aug	8
McClure	Cyndy	Aug	9
Schmalz	Margaret	Aug	9
Drahman	Mary Ann	Aug	12
Johnson	Jan	Aug	12
Hauk	Kay	Aug	13
Petrie	Ann	Aug	13
Kantz	Jan	Aug	14
Niemiec	Patricia	Aug	14
Carvey	Catherine	Aug	15
Whittaker	Linda	Aug	15
Fulton	Katerina	Aug	16
Bagley	Jeanette	Aug	17
Miller	Katherine	Aug	18
Reaves	Anne	Aug	19
Weber	Francie	Aug	19
Friars	Kristy	Aug	20
Giczewski	Mary	Aug	20
Newberg	Jennifer	Aug	20
Stohler	Jayne	Aug	20
Parker	Judy	Aug	22
Dison	Linda K.	Aug	25
Atchison	Judy	Aug	26
Richardson	Becky	Aug	27
Snyder	Beverly	Aug	27
MacBain	Rita	Aug	28
Jackson	Hilda C.	Aug	29
Riggles	Lydia	Aug	29
Rivers	Eileen	Aug	29
Hayes	Barbara	Aug	30
Purciful	Cecelia	Aug	30
Morgan	Louise	Aug	31
Sederoff	Dana	Aug	31

# Happy Birthday

## Newsletter Advertising

If you would like to advertise in Bits and Pieces, please contact Carol Decker at 317-784-5205 or

*Sarah's Machine Quilting*  
Sales & Service

**HINTERBERG DESIGN**  
Machine Quilting Frames

**NOLTING®**  
765-779-4400  
By Appointment  
5308 N. Mechanicsburg Road  
Middletown, Indiana 47356  
[www.gardenschools.com/smq](http://www.gardenschools.com/smq)

*Sew Much More*



Quality quilting cottons, patterns and notions. Full line of Floriani machine embroidery thread, stabilizers and software. Superior Thread - Rainbows, The Bottom Line, So-Finel and Masterpiece. Tutto sewing machine luggage. Classes.

3701 Southeastern Ave  
Indianapolis, IN 46239  
317-862-5739  
Hours:  
TU-FRI 10 am-5 pm  
SAT 10 am-3 pm

10% discount on non-sale items for QGI members

[www.sewmuchmoredb.com](http://www.sewmuchmoredb.com)

**FLORIANI**  
EMBROIDERY  
Sewing & Quilting Products

## Experts in Retirement Living & Senior Healthcare

*Our Services Include:*

- Garden Homes
- Assisted Living Apartments
- New Energy Wellness
- Moving Forward Rehabilitation
- Auguste's Cottage Memory Care
- Long-Term Care
- Skilled Nursing Services
- Respite Care
- Hospice Care

American Senior Communities is proud to service 23 locations in the greater Indianapolis area. To find a location near you, visit our website at [www.AmericanSrCommunities.com](http://www.AmericanSrCommunities.com).





### THE ROVING REPORTER

By *Carol Victory*

This month the Roving Reporter is taking you to Fussy Cut Quilt Shop in Beech Grove. This shop, owned by Diana McGrath, will be three years old in August and is located at 201 Bethel.

Diana says the motto of the shop is “fast, fun and fussy.” In addition to a good selection of batiks, flannels and Moda blenders, she carries kits and Blank fabrics. You will also find a wide variety of patterns. She specializes in Quiltsmart products.

She owns the building in which the shop is located and hopes to add retreat facilities in the future.

Be sure to visit this shop if you are in the area or are in the mood for a field trip.



Assisting Customer



Cutting Table



In the Shop



Lots of Fabric

## 2011 QGI Quilt Show Quilt Registration Form

### “A Quilter’s Journey”

### Registration Deadline: August 31, 2011

Select drop-off area

- North     Northeast  
 West     Downtown/South

Are you a current member of the Quilters Guild of Indianapolis?     Yes     No

Name \_\_\_\_\_ Home Phone \_\_\_\_\_

Email Address \_\_\_\_\_ Alternate Phone \_\_\_\_\_

I understand that, while all efforts will be made to take the utmost care of each show entry, neither the Quilters Guild of Indianapolis nor any members of the Quilt Show Committee, nor the show site will be responsible for damage of item submitted for the show. I further understand that photographs of my quilt may be taken by a member of the Quilt Show Committee and be made available for purchase, as part of a quilt show compilation CD, or be posted on a QGI website or newsletter. I give permission to QGI to photograph my quilt for this purpose.

Member’s Signature \_\_\_\_\_ Date \_\_\_\_\_

Quilt Description: Quilt Name \_\_\_\_\_

Quilt Height (floor to ceiling) \_\_\_\_\_ inches      Quilt Width (side to side) \_\_\_\_\_ inches

Design Source: \_\_\_\_\_ Original design      \_\_\_\_\_ Workshop by: \_\_\_\_\_

Book/Pattern by: \_\_\_\_\_

Construction Details – List all involved in quilt construction: Owned by: \_\_\_\_\_

Pieced/Appliquéd by: \_\_\_\_\_ Quilted by: \_\_\_\_\_

How was this quilted?    \_\_\_\_\_ Hand Quilted    \_\_\_\_\_ Machine Quilted    \_\_\_\_\_ Mixed Technique

Hanging Information:    \_\_\_\_\_ Quilt has a 4” sleeve for hanging    \_\_\_\_\_ Wearable item which requires hanger    Other (please describe): \_\_\_\_\_

#### Quilt Category and Judging

Please check only one:    \_\_\_\_\_ To be judged (\$7.00)    \_\_\_\_\_ For Display Only (no charge)

Is this quilt to be hung with “My Favorite Trip” challenge quilts?    \_\_\_\_\_ Yes    \_\_\_\_\_ No

Is this quilt to be hung with a group of quilts (e.g. bee or mystery quilts)?    \_\_\_\_\_ No    \_\_\_\_\_ Yes, group name \_\_\_\_\_

Quilt Category – please select only one category (Please see category definitions on back of this page before selecting a category.)

- |                                    |   |                                      |
|------------------------------------|---|--------------------------------------|
| _____ Challenge – My Favorite Trip | _____ Appliquéd Bed                       | _____ Appliquéd Large and Small Wall |
| _____ Pieced Bed                   | _____ Pieced Large Wall                   | _____ Pieced Small Wall              |
| _____ Group-Three or more quilters | _____ Special or Mixed Technique-any size | _____ Art Quilts                     |
| _____ Miniature                    | _____ Wearable Quilted                    |                                      |

Send entry form and fee to Kathy Jensen, 16195 Oliver St., Fishers, IN 46037. Form will not be processed until entry fee is received by quilt show registrar. Incomplete forms will not be processed and you will be notified. Fee is \$7.00 for judged quilts, no charge for non-judged quilts. Please be prepared to provide correct change.

Questions? Contact Kathy Jensen at [kati61@yahoo.com](mailto:kati61@yahoo.com) or 317-485-6384. Please indicate “Quilt Show Registration” in the email subject line.

For registration use:

Quilt ID # \_\_\_\_\_ Date Confirmed (reg & payment received): \_\_\_\_\_

## A Quilters Journey – Quilt Show 2011 - Quilt Registration Instructions

**Eligibility:** To display items in the guild show, you must be a current member of Quilters Guild of Indianapolis. The items should not have been shown in a previous QGI show. All quilts must be quilted by machine or hand quilting. Tied quilts will not be accepted for judging.

**Registration Fees and Judging:** There will be no registration fee for quilts and quilted items displayed at the show unless the item is to be judged. Judging is optional. If you wish to have your quilt judged, the fee is \$7 for each item to be judged. Judged quilts will receive a written evaluation and winners will receive ribbons. Winners of judged categories are asked to bring their items to the November 2011 General Meeting of QGI.

### Form Instructions:

1. The form must be filled out completely before it will be accepted for registration. One registration form is required for each quilt/item entered.
2. Quilts must be measured accurately to be displayed at the show. Please note that quilt height is the floor to ceiling distance. The quilt width is side to side distance.
3. All quilts must have a 4" sleeve attached to the top of the quilt for hanging. Any quilts without a sleeve will not be displayed in the show.
4. **All forms and payment must be received by the registration chair no later than AUGUST 31, 2011.** There will be collection boxes or people at all meetings in July and August, and registration and money if judged may be given to them. Forms may also be mailed to Kathy Jensen, 16195 Oliver St., Fishers, IN 46037.
5. No refunds will be provided on the judging fees.
6. All persons involved in making the quilt must be listed in applicable sections of the registration form, and design credit must be given to the source if the quilt is not an original design.
7. Bee or group quilts must all be registered at the same time and with the same group name to ensure they are hung together.
8. You will determine the quilt category from the following list:
  - a. **Challenge-My Favorite Trip** (Quilt may be of any technique depicting the theme "My Favorite Trip".)
  - b. **Appliqué Bed** (Appliqué predominates over other techniques in amount or effect. May be constructed by machine or hand)
  - c. **Appliqué Large and Small Wall** (Appliqué predominates over other techniques in amount or effect.) May be constructed by machine or hand)
  - d. **Pieced Bed** (Width 60" or more, length 80" or more. Piecing predominates over other techniques in amount or effect. May be constructed by machine or hand pieced.)
  - e. **Pieced Large Wall** (Width and length 40" or more on any side. Not considered a bed quilt.) Piecing predominates over other techniques in amount or effect. May be constructed by machine or hand pieced.)
  - f. **Pieced Small Wall** (Width less than 40", length less than 60". Piecing predominates over other techniques in amount or effect. May be constructed by machine or hand pieced.)
  - g. **Group**— three or more quilters (Involves three or more quilters in construction and quilting, no technique or size restrictions.)
  - h. **Special or Mixed Technique**-any size (Balanced use of two techniques and may include cross-stitch, embroidery, whole cloth or three dimensional work.)
  - i. **Art Quilts** (Treated as a work of visual art, must have three layers, made of fabric and quilted.)
  - j. **Miniature** (All aspects of the quilt are reduced in size, no bigger than 24" X 24".)
  - k. **Wearable Quilted** (Any clothing item constructed of fabric and batting and constructed by any technique.)

### Quilt Drop-off and Pick-up

1. Quilt drop off day is October 22<sup>nd</sup>. At drop off, each quilt must be in a separate cloth bag or will not be accepted. Both the bag and the quilt must have a secured label with the quilt name and registration ID number (which will be provided by the registration chair). You will be given a slip to claim your item after the show. Do not lose the claim slip! Pick up person MUST have the claim slip to retrieve your quilt after the show. Drop off locations will be published in the September issue of *Bits N Pieces* and on the QGI website.
2. Quilt pick up will be after the quilt show from 6 pm to 7 pm on October 29<sup>th</sup>. Make necessary arrangements to have your quilt picked up at this time if you are unavailable. Pick up person MUST have the claim slip to retrieve your quilt after the show.

**Questions?** Registration Chair – Kathy Jensen, [katiens1@yahoo.com](mailto:katiens1@yahoo.com), 317-485-6384  
 Quilt Show Chair – Carol Victory, [carol.victory@yahoo.com](mailto:carol.victory@yahoo.com), 317-873-4055

## Out to Lunch Bunch Minutes

May 26, 2011

Respectfully Submitted By: *Diane Billiard*

Dallas regaled members and guests at the June meeting with his poem entitled "Grandma's Quilt" while Alice Martina Smith assisted him in reading the poem. We had a great turnout for Pat Knoechel's visit with 72 members and 29 guests present. This was the largest number of members and guests in recent years.

Members receiving gifts were Ruth Rose, Lois Schaekel, Laura Catt, Jeanette Dusing, Lisa Harrington, Sandy Hubbell, Jennifer Fulton, Anita Keaton, Ana Sweet and Pat James. Nine guests also received small gifts.

### ANNOUNCEMENTS

- By-Laws changes are being considered for revision.
- The General Meeting on July 14, will be an Ice Cream Social, garage sale,
- charity give-away and hat contest.
- Quilt Show – Registration and Raffle Quilt tickets were available and donations
- to the Small Quilts, Raffle Baskets and Peony Shop are still being accepted.
- Fall Quilt Retreat on Sept. 16 – 18, Columbus, IN with deposits due in August.
- The theme is "On the Road Again" and has a limit of 50 quilters.
- Block of the Month for June was won by Nina Kinney (16 blocks). July's BOM
- is titled "Christmas in July" or "Ohio Star" in red and green on white on white
- background.
- Yarn was available for knitting and crocheting hats for the winter give-away.
- Round-Robin Exchange-Lynn Cochran announced the next round would be to
- attach flying geese to both the top and bottoms of the squares.
- Julie Grausam had QGI items and pins available for purchase.

- President's Challenge - Bobbie Mennel won 1<sup>st</sup> place and Alice Martina Smith placed 2nd with interesting entries. Another challenge will be in August.
- Charity Quilts – Donna Huse thanked everyone who turned in pajama bottoms
- and pillow cases for the Lutherwood Home. She is still collecting twin size quilts
- for the home to meet the goal of 75 quilts.
- State Quilt Registry – QGI donated money for the project to register quilts from
- around the state.
- Members were reminded to recycle newsletters if they were done reading them.

### SPEAKER

Everyone was happy to see Pat Knoechel again on her swing through the Midwest. As always, she presented a quick-moving presentation featuring Eleanor Burns' newly revised book called Radiant Star. The former book was produced 21 years ago in black and white. Pat shared how to construct the star with strips and easy assembly. Sassy Stars in three different fabrics and 1 ½" strips were shown along with Diamond Court House and Stars and Crosses blocks. It is always nice to see Pat with her enthusiastic smile! Her visit is always highly anticipated!

### SHOW & TELL

The members described over 15 quilting items attached to the back fabric wall. Displaying them in that manner lets everyone view them before the meeting.

### Newsletter Deadlines

All material for publication in the newsletter must be received no later than the 10th of the month prior to following month's publication (i.e.: November 10th for the December newsletter). Please email submissions to [qginewsletter@yahoo.com](mailto:qginewsletter@yahoo.com).



Please join Susan K. Cleveland  
at Indianapolis Quilt Guild  
Friday and Saturday, August 12-13




### Prairie Point Pillow

Saturday, August 13th

Hands-on class with sewing machines

Learn to use heavy decorative thread through the needle to embellish prairie points, then make perfect prairie points, and use a variation of foundation piecing to accurately piece many prairie points into a 14" pillow. Piping and ric-rac finishing techniques included for a fabulous finish! Just a bit of homework is required.



### Piping Hot Binding Friday, August 12th

Hands-on class with sewing machines

Piped bindings add spark and a professional finish to any style piece. Every detail of perfect piping and binding will be covered in class with step-by-step live demos and printed instructions. Machine differences will be addressed so students will be successful with their own machines. Students work on their practice piece to achieve making perfect piping, preparing the quilt, applying binding, mitering corners, joining tails, and finishing for a show-quality back. Variations will be on display and discussed. Many major award-winners are using this technique to achieve stunning results.

Susan's quilts have won awards at 6 International Quilt Festivals in Houston and 4 AQS shows in Paducah. She has appeared on Simply Quilts, TheQuiltShow.com and other quilting shows to share her Piping Hot Binding and Piping Hot Curves techniques. Her distinctive work has appeared in Quilter's Newsletter magazine, the International Quilt Journal, American Quilter and several other major quilting magazines. Precision, threadwork, attention to detail, and outstanding workmanship make her work special.

She loves sharing tips for increasing accuracy and adding details to quilts and includes plenty of serious fun in every workshop!

[SusanCleveland@worldnet.att.net](mailto:SusanCleveland@worldnet.att.net) [www.PiecesBeWithYou.com](http://www.PiecesBeWithYou.com)



### NQA News

NQA produced a CD of ALL judged quilts this year. The CD works on both a PC and a MAC and it contains more than 900 pictures. Each CD has a full sized picture of the quilt, a photo of its gallery card and between 3-5 close-up shots. All quilts are in their respective categories and you just click on the category you wish to see. It's as easy as that! The CD's order form can be found on the NQA Web site at <http://www.nqaquilts.com/>

or in the special show issue of the *Quilting Quarterly* that will be available in July. The cost is \$20.00 and please allow approximately 2 weeks for delivery. What a great way to bring the show to your area and share it with your

• Creative Ideas  
• Friendly Service  
• Quality Fabrics

201 Bethel Avenue, Suite A-1  
Beech Grove, IN 46107  
317-786-9289  
[www.theFussyCut.com](http://www.theFussyCut.com)

Select Sewing Service

Proud dealers of  
**PFAFF**  
baby lock  
FOR THE LOVE OF SEWING


Indy Quilt Guild Members  
receive 10% off all notions  
and accessories at both  
store locations!

**Join us for a class or club!!**

- Monthly Clubs, Quilting Classes
- Special Guest Teachers and Creative Classes

2 Indy Locations  
North  
Keystone & 65th St. 255-6332  
West  
Rockville & Raceway Rd. 271-5648

[www.selectsewing.com](http://www.selectsewing.com)



## Quilt Show 2011 "A Quilter's Journey"

**October 28 & 29 – 10am to 5pm**  
**Westfield Middle School**  
**US 31 N & 181<sup>st</sup> Street**  
**Westfield, Indiana**

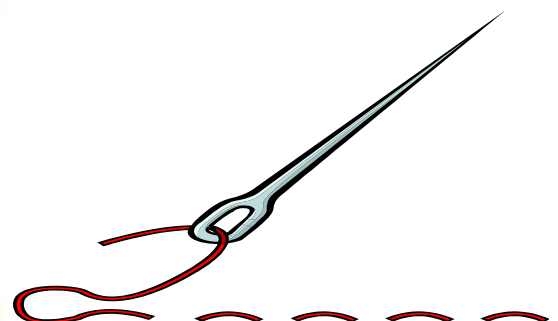
"A Quilter's Journey" The Quilter's Guild of Indianapolis presents it's

biennial quilt show October 28 and 29, 2011 at Westfield Middle School. Contemporary to traditional over 400 quilted items on display. Quilt appraisals, lectures and demonstrations will be going on both days. There will be a vendor area with booths displaying fabric, sewing machines and craft supplies. Visit the food court for lunch.

Saturday will feature a small quilt auction. Many of the small quilts were made by nationally known quilters.

The show theme "A Quilter's Journey" is used in the challenge quilt category. Guild members will create a quilt that depicts a favorite trip.


To Guild Members: Volunteers will be needed. Contact Judy Parker to help make this year's quilt show a success.



## September Block of the Month

### Nine Patch Variation

9 inch finished square



#### Colors

Please use a light and a dark from the same color family.

#### Light - Cut

3 units  $3\frac{1}{2}$ " square

3 units  $3\frac{7}{8}$ " triangle

#### Dark - Cut

3 units  $3\frac{1}{2}$ " square

3 units  $3\frac{7}{8}$ " triangle

#### Construction

Sew each light triangle to a dark triangle, using a scant  $\frac{1}{4}$ " seam, being careful to avoid any stretching.

Press the seam open, or if you wish press to the dark fabric.

Trim these patches to  $3\frac{1}{2}$ " if needed.

Lay all the patches out as shown in the block above.

Sew the rows together, pressing rows 1 & 3 to the left and row 2 to the right.

Then sew the rows together to complete the block.

## Quilter's Guild of Indianapolis Retreat

September 16, 17, 18, 2011

Holiday Inn and Conference Center

Columbus, Indiana

Come join us at the sixth annual Fall Retreat! At the retreat, you can sew on your own projects or one of several demos. The cost of the retreat includes meals for all three days, use of the sewing room and hotel facilities, and your choice of accommodations—single or double occupancy. This location is accessible to disabled persons.

The retreat is limited to 50 persons and is on a first-come, first-served basis, open to both members and non-members of the Quilters Guild of Indianapolis.

### Registration Information

To register, complete the information below and send a \$50.00 deposit check payable to QGI to the following address: Bonnie Borotrager, 2845 N. Medford Avenue, Indianapolis, Indiana 46222. The balance is due by August 12, 2011. If you must cancel after registering, please do so before August 1, 2011 to receive a full refund. You will receive a brochure in August which provides a map, description of activities, and a list of things you might want to bring. If you have any questions in the meantime, contact Bonnie at (317) 923-2380 or bborotrager@iglide.net.

Name \_\_\_\_\_

Address \_\_\_\_\_

City, State \_\_\_\_\_

Phone Number \_\_\_\_\_ e-mail \_\_\_\_\_

Room Preference (check one)

Double (QGI member \$200) \_\_\_\_\_

Double (non-member \$225) \_\_\_\_\_

Single (QGI member \$260) \_\_\_\_\_

Single (non-member \$285) \_\_\_\_\_

If booking a Double, please indicate roommate preference: \_\_\_\_\_

Do you have any special dietary needs? \_\_\_\_\_

### Payment Receipt For Your Records

Date Paid: \_\_\_\_\_ Amount Paid: \_\_\_\_\_

Check one: Paid by Check \_\_\_\_\_ Paid by Cash \_\_\_\_\_

Balance Due by August 12, 2011 Fall Quilting Retreat Sept 16- 18, 2011

## Flavin Glover Continued

Q - What would you change about your sewing area and why?

A - Just like any other quilter ... I'd make it 10 times the size it is now! Oh, and I'd add a latte bar and barrista... oh, and a wing for my private chiropractor and masseuse.

Q - What advice would you offer the beginning quilter in regard to tools, fabric, inspiration?

A—Try everything to determine what you enjoy most, then go with it. There are so many quilting styles and techniques and so many ways to learn. Find what you love and jump in!

Q - What brand/model of sewing machine do you use?

A - I usually sew on a Pfaff at home. At my small quilt group get togethers I sew on a Janome Gem 760 and I also enjoy my BabyLock Sashiko machine.

Q - Why do you think there's been such a resurgence in quilting over the past few years?

A - Everyone can find his/her own path or style within quilting. We quilters are pretty good at accepting and encouraging that.

Q - Is there a dream quilt you would like to be commissioned to make?

A - Gracious, that would mean I'd have to part with it...so, nope.

Q - Aside from your sewing machine, what are your three most indispensable quilting tools?

A - I hope this doesn't sound egotistical, but I couldn't make quilts without my Groovin' Piping Trimming Tool and I do truly love my Prairie Pointer tool. The Wacker is now vital to my quilting and I wish I'd thought of that idea myself.

Q - In your opinion, what do you think will be the next "hot trend" in quilt-making?

A - Ooo, that's tough. I see workmanship and details on the rise in both traditional and art quilts and I like it!



## Website of the Month:

<http://www.allpeoplequilt.com/>

Check it out. Better Homes and Gardens through allpeoplequilt has had an ongoing challenge to have people construct and give away One Million Pillowcases. To encourage sewers and quilters, this website has many downloadable pillowcase patterns. Many QGI members have already done this, but to remind you, they want you to make pillowcases with your friends and bees and give them away locally, but let them know, so they can update the total—currently at almost 300,000.

Also at this website are links to the three quilt magazines they publish, some of which have web exclusive content. There are tips, quilt patterns, videos, show & tell, and all kinds of links that could keep you busy for quite a while. They have a weekly newsletter you can sign up for, as well as a community you can join. But unlike many sites, there IS much you can do without joining or signing up.



Terry and Peggy enjoying the Ice Cream at the Social

