

**QGI Monthly Meeting Schedule**

- **General Meeting:**  
2nd Thursday Monthly,  
7:00 pm.  
Second Presbyterian Church  
7700 N. Meridian Street  
Indianapolis, IN
- **QGI North:**  
1st Friday Monthly,  
1:00--3:00 pm  
Primelife Enrichment Ctr.  
1078 3rd Ave. S. W.  
Carmel, IN
- **Out to Lunch Bunch**  
Thursday, Monthly,  
11:00 am  
(except Nov. & Dec.)  
Jonathan 4th n Byrd Cafeteria  
I-65 South, Exit #  
Greenwood, IN
- **Charity Quilt:**  
3rd Thursday Monthly,  
9am--3:00pm  
N United Methodist Church  
NW corner of 38th & Meridian  
(bring your own lunch)

**INSIDE THIS ISSUE**

President's Corner	2
Past Pres. Challenge	3
QGI Lectures and Workshops	4
QGI Board	5
Future Quilt Shows	6
Birthdays	8
QGIN Minutes	9
Roving Reporter	10
In Memoriam	11
Super Bowl 9/11 Quilts	12
Block of the Month	14



**Interview with Caryl Schuetz**

**Q.** Was there one quilt pattern or design that inspired you to begin your quilt making journey?

**A.** Yes, Dresden plate blocks that my mother -in-law found in her attic. She gave them to me and I knew that I wanted to learn to make quilts.

**Q.** Where do you find your artistic inspiration today?

**A.** Mostly from nature. I live in the woods and am inspired by the trees and flowers, and especially the animals; also by the sunsets.

**Q.** What advice would you offer the beginning quilter in regard to tools, fabric, and inspiration?

**A.** Use the acrylic rulers and rotary cutting tools from the beginning; to never feel guilty about acquiring "too much" fabric. There is no such thing as too much fabric.

Love what you are doing. Get your inspiration from the world around you, from show & tell at Guild, friends, books, magazines, and of course, quilt shows and shops.

**Q.** What brand/model of sewing machine do you use, and which is your favorite thread and batting?

**A.** I use my Bernina 440QE at home. For workshops I use my lighter-weight (and old) Pfaff 1371. Where I stay in the summer, I use my old Bernina 1260.


**Q.** Is there a dream quilt you would like to be commissioned to make?

**A.** Not at this time.

**Q.** Aside from your sewing machine, what are your three most indispensable quilting tools? **A.** Rotary cutting equipment, fabric dyeing stuff, and computer quilting software.

**Q.** What website or pattern resource do you think every quilter should check out or know about?

**A.** Your area quilt shop web sites to know what is going on, so that you won't miss out.



## **President's Message**

### February Message from President

February is a great month! It is a celebration of the founding of our Guild and all of our wonderful Past Presidents. Without them we would not be enjoying and sharing our love of fabric together!

At the Wilser house we have recovered from the holidays and packed away all the festive decorations and are now preparing for the "Big Event". That event is our annual Daytona 500 Party to usher in another racing season. When I married my husband Don almost 41 years ago I didn't realize what a stock car nut I was marrying. According to him, Nascar is the only sport worth watching. (We do have disagreements about what to watch when the Colts are playing!) Our son learned his colors and numbers as a toddler accompanying his father to the track. So, as I write this I am also planning this year's menu and decorations for the party.

I am also planning several quilting projects. Right after Christmas I reorganized my sewing studio by adding more storage, sorting fabrics by color, and going through stacks of old magazines before taking them to the paper recycling bin, saving just a few patterns and ideas out of them that I thought I might find time to do. So now the tables are clear, pins are swept up off the floor and I am ready to sew, sew, sew! My list of 30 projects for last year has been re-written. Twelve items completed were crossed off the list and several new ones were added including finishing a couple of tops I no longer want and giving them to the charity effort.

I have borrowed an idea from Jennifer from last year for the coming year, with a slight twist. Her President's Challenge produced some really creative projects by our members. I would like to encourage everyone to consider participating this year in at least one of the upcoming "Past Presidents Challenges". There will be several of them during the coming year with different ideas designed to stretch your knowledge and skill by possibly trying something new. The first one will be due in March and has been suggested by Connie Lancaster. It will be a machine quilting challenge. Don't be discouraged, I know not everyone does machine quilting and other upcoming challenges will be different. A full description of what to do is in this newsletter.

Happy Stitching!  
Pat Wilser

## **Coming in March-Kathy Tracy**



Kathy started quilting by making quilts for her daughter's American Girl dolls and made her very first small quilt from a Martingale & Co. pattern book she picked up in 2000. This sparked her interest in quilting history and led to the publication of *American Doll Quilts* in 2004. Antique quilts serve as the inspiration for making simple little quilts. Kathy hopes that her books make the past come alive for some of you and also give you a connection with quilters from long ago. Her third book, *Remembering Adelia*, came out in March 2009 and the newest one, *The Civil War Sewing Circle*, was released in January 2011.

Before turning her hobby into a career, Kathy was an editor in the publishing industry for over 20 years. Kathy lives in Illinois with her husband, two children and two dogs. Kathy loves reading, gardening, cooking, making simple beaded jewelry with a scrappy look and, of course, dogs.



# Past President's Challenge by *Connie Lancaster*

Past Presidents Challenge #1  
Machine Quilting

Your first challenge of the year 2012 is to create a small quilt of your choice that will showcase your machine quilting skills. The project should measure up to 24" on a side, consist of any technique you wish to use in creation of the top, and be quilted by machine, either domestic or longarm. The machine quilting should include some stitch-in-the-ditch and some feather motifs. It should enhance the design of the top and be the best quality quilting the entrant can perform.

Presented by Connie Lancaster

\*\*\*\*\*  
\*\*\*\*\*  
\*\*\*\*\*

## National Quilt Day

This year National Quilt Day will be on Saturday, March 17th. This is the day our guild members meet at various locations and help put together charity quilts. As of right now we have two confirmed locations. These are:

- Downtown: Senior Center  
708 E. Michigan Street  
9:00 a.m. to 4:00 p.m.  
There will be a pitch in lunch.  
Contact: Dallas Reed, 363-4116
- South: Friedens United Church of Christ  
8300 S. Meridian St.  
10:00 a.m. to 3:00 p.m.  
There will be a pitch in lunch.  
Contact: Diane Billiard, 881-1494

We are still looking for additional locations on the north, east & west sides of town. T-shirts can be ordered at all February meetings. This year they will be lavender with purple balloons. A sample will be shown at all meetings this month. Cost is \$10.00 for sizes Sm to XLg and \$11.00 for larger sizes. Payment should be made when you order the shirt.

## Can You Complete Your Class Project?

By: Vickie Smith

**Why stop a good thing! The Program Committee is going to offer the chance to win a Free Workshop in exchange for a completed project again this year.**

**How do I do this:**

- **Attend one of the workshops offered by the Guild in 2012**
- **Complete the project presented at the workshop (if a quilt or wallhanging, it must be finished and bound; if a garment, it must be wearable; if a technique was taught, complete a project utilizing this technique)**
- **Bring it to a Guild meeting for Show and Tell and report in to the program table to fill out your name for the drawing.**

**Each time you present an item as described above, your name will be recorded (limit one entry per class though). At the January 2013 meeting a name will be drawn from the collected names and that person will win a free one day workshop in 2013.**

**So check out the upcoming workshops and plan to complete a few projects!**



***2012 Calendar of Events***  
***Quilters Guild of Indianapolis***

<b><i>Date</i></b>	<b><i>Lecture/ Workshop</i></b>	<b><i>Speaker/Program</i></b>	<b><i>Details</i></b>
February 9	Lecture	Caryl Schuetz	<a href="http://www.quiltvalues.com">www.quiltvalues.com</a>
February 10	Workshop	Caryl Schuetz	Tee Shirt Quilt <a href="http://www.quiltvalues.com">www.quiltvalues.com</a>
March 8	Lecture	Kathy Tracy	A Little History of Quilting
March 9	Workshop	Kathy Tracy	Remembering Adelia
April 12	Lecture	The Singing Quilter – Cathy Miller & John Bunge	<a href="http://www.singingquilter.com">www.singingquilter.com</a>
May 10	Lecture	Wendy Butler Berns	<a href="http://www.wendybutlerberns.com">www.wendybutlerberns.com</a>
May 11	Workshop	Wendy Butler Berns	Captivating Cone Flower <a href="http://wendybutlerberns.com/wshopA6-BirchTrees.htm">http://wendybutlerberns.com/wshopA6-BirchTrees.htm</a> \$10 pattern fee
May 12	Workshop	Wendy Butler Berns	Out of the Blocks Quilt Design <a href="http://wendybutlerberns.com/wshopB3-OutofBlocks.html">http://wendybutlerberns.com/wshopB3-OutofBlocks.html</a>
June 14	Lecture	Gayle Bong	Tips, Tops, and Tales <a href="http://www.gaylebong.com">www.gaylebong.com</a>
June 15	Workshop	Gayle Bong	Fancy That <a href="http://www.gaylebong.com/lectures.html">http://www.gaylebong.com/lectures.html</a>
July	Block Party	Special Events Committee	
August 9	Lecture	Janet Miller	My Quilting History and Tips
September 13	Lecture	Cathy Franks	<a href="http://www.cathyfranks.com">www.cathyfranks.com</a>
September 14	Workshop	Cathy Franks	TBD
October 11	Lecture	Deb Karasik	<a href="http://www.debkarasik.com">www.debkarasik.com</a>
October 12	Workshop	Deb Karasik	Midnight in the Forest <a href="http://www.debkarasik.com/classes-detail.php?ID=2">http://www.debkarasik.com/classes-detail.php?ID=2</a> \$15 pattern fee
October 13	Workshop	Deb Karasik	Inner Light <a href="http://www.debkarasik.com/classes-detail.php?ID=11">http://www.debkarasik.com/classes-detail.php?ID=11</a> \$15 pattern fee
November 15	Charity Quilt Work Night	Charity quilts Committee	
December 6	Holiday Party	Special Events Committee	
January 13			

## 2012 Board

President		Pat Wilser
	Special Events	Rhonda Nelson Cindy Clayton
	Charity Quilts	
	General Meeting	Ellie Lively
	QGIN	Peg Bettenhausen
	Third Thursday	Mary Ann Drahrman Peg Bettenhausen
	Charity Chatters	Dallas Reed
	Quilts of Valor/ Home of the Brave	Kathryn Wooldridge
	Knit Hats	Nancy Jo Clapp Pat Crossland
Vice President		Mary Strinka
	Spring Retreat	Alice Martina Smith
	Fall Retreat	Sandra Whisman
	Bee Keeper	Ruth Tribby
Secretary		Stephanie Brokaw
	BOM	Karen Warrington
	Hospitality	Marsha Huber
	Logos / Pins	Julie Grausman
Treasurer		Michelle Hoel
Member At Large		Jennifer Fulton
	Show & Tell	Katie Clayton
	State Museum	Catherine Carvey
Publicity		Diane Billiard
	Advertising	Mary Ellen Straughn
	Newsletter	Twyllah Kendrick
	Website	Pam Durant
	Facebook	Janet Wiener
Programs		Vickie Smith
Quilt Show		
QGIN Chair		Debbie Van Arkel-Gould
OTLB		Suzanne Owens

## AQS Quilt Shows

**AQS Quilt Show and Contest**  
Lancaster PA  
March 14---17th 2012

**AQS Quilt Show and Contest**  
Paducah, KY  
April 25---28th 2012

**AQS Quilt Show and Contest**  
Grand Rapids, MI  
August 22---25th, 2012

**AQS Quilt Show and Contest**  
Des Moines, IA  
October 3---6th 2012



© David Rey \* www.ClipartOf.com/26479

### 22nd Annual Gathering of Quilters

Saturday, March 17, 20 Hosted by Noble Nimble Thimbles  
Quilt Guild Kruse Automotive & Carriage Museum and WWII  
Victory Museum, 5634 CR 11A, Auburn, IN. 46706

## Upcoming Quilt Shows

**Bloomington ...**

**March 1, 2, 3 2012**

### **Indiana Heritage Quilt Show**

Presented by: Indiana Heritage Quilt Show  
Location: Bloomington Convention Center  
302 S. College Ave., Bloomington, IN 47407  
Contact: Laura Newton  
PO Box 6751, Bloomington, IN 47404  
812-391-0009, email:  
[laura@visitbloomington.com](mailto:laura@visitbloomington.com)  
website: [www.ihqs.org](http://www.ihqs.org)  
Show Times: Thurs. & Fri. 9 to 6, Sat 9 to 5  
Admission \$8 per day or \$17 for 3 day pass; \$2 for  
ages 7-12



1978 Jenny Billiard Bates  
1979 Beryl Poland  
1980 Pat Andreatta  
1981 Mary Ann Prenatt  
1982 Linda Alyea  
1983 Billie Nieman  
1984 Judy Pleiss  
1985 Judy Barmann  
1986 Peggy Greene  
1987 Mary Kay Horn  
1988 Anita Keaton  
1989 Janet Myers  
1990 Linda Turner  
1991 Caryl Schuetz  
1992 Ruth Houser  
1993 Dallas Reed  
1994 Deddie Dillow  
1995 Connie Litfin  
1996 Mary Ann Drahrman  
1997 Sindy Howard  
1998 Carolyn Shay  
1999 Sandi Charles  
2000 Leigh Layton  
2001 Anita Harden  
2001 Kristen Gallup  
2003 Judy Ireland  
2004 Connie Lancaster  
2005 Irmalou Schmucker  
2006 Bonnie Borntager  
2007 Tracy Barta  
2008 Kathryn Wooldridge  
2009 Alice Martina Smith  
2010 Catherine Carvey  
2011 Jennifer Fulton

**PAST PRESIDENTS QGGI**

## QGIN Programs

Feb 3	Free Motion Quilting Designs & Techniques Susan Cook, Noblesville
Mar 2	Trunk Show & Tell Jerry & Rhonda Legan, Danville
Apr 6	Wool Appliqué Arline Johnstone, Yorkstown
May 4	Roseville Quilts Trunk Show Rhonda Mossner, Indianapolis
June 1	"Show Way" Quilts Katie Clayton, Noblesville
June 29	What's New at Quilt In A Day Pat Knoechel, California
Aug 3	Paper Art Quilts Anna Velez, Indianapolis
Sept 7	Everything You Always Wanted to Know About Thread But Were Afraid to Ask! (Threads, needles, & tension too) Beverly Brown, Bloomington
Oct 5	To Be Determined
Nov 2	Miniature Quilt Trunk Show (ideas for borders and faster piecing) Shirley Liby, Muncie
Dec 7	Christmas Party!


## Museum of the Month New England Quilt Museum



by Pam Durant

<http://nequiltmuseum.org>

Many times when I look at all the cool ongoing programs and exhibits that I see online, I regret not living closer to whatever it is. This is certainly true of the NE Quilt Museum. For example, not only do they have an amazing collection of quilts, but they have many outreach programs. They have time set aside on Thursdays for Brown bag lectures and sit and sew time. And I would definitely be a member so I could go along with a curator on "backstage tours". This is a museum has over 400 antique and contemporary quilts and many other textile and sewing related objects.



Museum of the Month  
New England Quilt Museum

continued

Now that it is a presidential election year, it is appropriate that a new exhibit features "the unique role that textiles have played in our national politics." As their website says, "Until women in the United States won the right to vote in the 20th century, their political influence was expressed through their male family members, or through letter writing, peripheral tops, and involvement or needlework. Campaigns have used textiles to promote their candidates since the early 19th century. Put these two factors together and something novel happens: either quilts are created from campaign textiles or patterns are altered to honor a president or a political party."

The exhibit which runs Jan 21 to March 24, 2012 called Campaigns and Commemoratives covers Presidents Washington to Obama, from political textiles, like this Eisenhower handkerchief to quilts that feature political ribbons and familiar figures like barrels, donkeys and elephants.

It is appropriate that as the NE Quilt Museum gets ready to celebrate its 25<sup>th</sup> anniversary, they have set up the "silver Threads Quilt Challenge" For more information on the rules (must include silver thread and/or fabric, no side bigger than 25 inches, and entries must be received by June 1, 2012) go to <http://nequiltmuseum.org/silver-threads-quilt-challenge.html>

Since my husband is a big Boston Red Sox fan, maybe this summer I could talk him into going for Lowell for the museum's upcoming (March 29–July 8) event called Fenway Park Centennial: Quilts by Rosemary Bawn and other quilt artists. Well, maybe if we win the lottery and there is a car show nearby.

Stringham	Karen	Feb	2
Broadbent	Jean	Feb	5
Miller	Susanne	Feb	8
Folaron	Gail	Feb	9
Hiland	Elda	Feb	9
Riner	Mary Beth	Feb	9
Clayton	Katie	Feb	10
Clayton	Cindi	Feb	13
Eades	Deborah	Feb	13
Evans	Roxanne	Feb	14
Kingsley	Kay	Feb	14
Middleton	Ruth	Feb	14
Schirm	Diane	Feb	14
James	Pat	Feb	15
Gordon	Laurie	Feb	16
Bowers	Betty	Feb	19
Hohman	Sheri	Feb	19
Lancaster	Connie	Feb	19
Willits	Joyce	Feb	19
Kohalmi	Diane	Feb	20
Miller	Dinah	Feb	21
Kuntz	Jackie	Feb	22
Hazeltine	Martha	Feb	23
Schlegel	Melody	Feb	23
Welklin	Laura	Feb	23
Gerbig	Susan	Feb	24
Rohlman	Lilly	Feb	24
Shay	Carolyn	Feb	24
Marko	Susan	Feb	26
Shain	Kathy	Feb	26
Weaver	Brenda	Feb	27
Meyer	Valeria	Feb	28
Toon	Riley	Feb	28

# Happy Birthday

## OTLB MEETINGS

Here are the next two months of speakers for the OTLB meetings:]

**February 23** Your Grandmother's Favorite saying - "A stitch in time saves nine" - Group activity - Bring scraps of blue and/or red fabric at least 6 inches or bigger and a pair of scissors.

**March 22** Tying baby blankets - bring a pair of scissors

## QGIN JANUARY MEETING

At the January meeting:

- three new members and one visitor were welcomed by 70 attendees
- information was given about meeting cancellation notices
- thank you notes from organizations who received charity quilts were read and information was given about charity work days held on the third Thursday of each month except for July, August and December
- information was given about National Quilting Day activities to be held on March 17 and orders were taken for t-shirts
- information was given about the Spring Retreat
- the Quilter's Tip of the Month was presented
- the Minute Fact was presented
- information was given about the new BOM program and 14 blocks were presented
- Ruth Middleton and Laurie Spencer of Always in Stitches presented the program
- Nine items were shown at Show and Tell
- Door prizes were awarded including some donated by Always in Stitches
- the February program on Free Motion Quilting Designs and Techniques will be presented by Susan Cook on Friday, February 3 at 1:00 p.m.

## QGI Board Meeting Schedule:

Tuesday, March 6th  
 Tuesday, May 8th  
 Tuesday, July 10th  
 Tuesday, September 11th  
 Tuesday, November 27th

Board meetings are held every other month at 7:00 P.M. at Mark III Management Corp. 9615 E. 59th Street

# Facebook (FB)

## Quilter's Guild of Indianapolis

by Janet Wiener (Janet Yost) in FB

In 2011 QGI debuted on Facebook (FB). Today there are 49 individuals (both members and the public) that have "liked" our page, located by typing "Quilter's Guild of Indianapolis" into the FB search box or "Quilter's Guild of Indianapolis Facebook" into a search engine like google, yahoo, bing, etc. You do not have to be a member of Facebook to see this site.

In addition to QGI's Facebook page, 37 QGI members are sharing photos and information with an audience restricted to guild members and not visible to anyone not invited into the site. This site is open only to QGI/Facebook members and I need to be able to find you or know that you'd like to be added to this site to get you into it. It is private and not visible in FB to anyone except members.

To be invited to the private group I or another group administrator must become your friend and then invite you to this site. This requirement prevents spamming within Facebook. You can friend me or message me within facebook. I am Janet Wiener (Janet Yost) in FB. If you need help or have questions email me at [trekandneedle@gmail.com](mailto:trekandneedle@gmail.com).

Please utilize one or both of these sites to promote guild activities, block of the month, monthly meetings, donation quilt activities etc. Be conscious of the difference in the audience between both sites when you do post. Think of the public page as a form of advertising. The private group is a place to get to know each other better, ask members questions, share pictures etc, as well as a place to advertise QGI activities and events.

In 2012 it's my goal to double the participation on both of these sites. I hope you will join in on the fun. If you're interested in being an administrator or helping to promote this site please contact me.

*Experts in*  
Retirement Living &  
Senior Healthcare

*Our Services Include:*

- Garden Homes
- Assisted Living Apartments
- New Energy Wellness
- Moving Forward Rehabilitation
- Auguste's Cottage Memory Care
- Long-Term Care
- Skilled Nursing Services
- Respite Care
- Hospice Care

American Senior Communities is proud to service 23 locations in the greater Indianapolis area. To find a location near you, visit our website at [www.AmericanSrCommunities.com](http://www.AmericanSrCommunities.com).




[www.AmericanSrCommunities.com](http://www.AmericanSrCommunities.com)

## ROVING REPORTER – FEBRUARY 2012

By *Carol Victory*  
Crimson Tate– February 2012

Did you know there's a new quilt shop in town? In downtown? It is called Crimson Tate and is located on Mass Ave. The owner is Heather Givans.

The Roving Reporter visited with her recently and took a quick tour of the shop. The focus of the shop is contemporary fabrics and patterns, notions and more. She carries a selection of African fabrics as well as Amy Butler, Joel Dewberry, Anna Maria Horner, Kaffe Fassett and more. She also carries patterns by Pattern Patty aka Cindy Wright, a local designer from Danville. Classes are offered every quarter.

Heather opened the shop in October 2011 fueled by an obsession to create non-traditional patterned quilts with contemporary and vintage repurposed fabrics that would create a modern twist.

If you are looking for something new and different, be sure to visit Crimson Tate at 845 Mass Ave and tell Heather that the Roving Reporter sent you.

Thanks to Beth Schnellenberger ([www.quilterbeth.blogspot.com](http://www.quilterbeth.blogspot.com)) letting me use her pictures in this article.



### IN MEMORIAM



Donna was so passionate about charity work that she didn't let her growing pain get in the way. Perhaps she knew that she only had a little bit longer to do the work she loved, and so she didn't stop until she simply couldn't go on. Donna is with the angels now, but she lives in our hearts and in the hearts of everyone her charity work touched, and that's many, many, people indeed.

Please honor this Angel of Charity by helping to continue Donna's charity work. If you want, make a quilt top (twin- or double-size) and donate it to the Charity group, or come to help finish quilts at Third Thursday or a Guild Quilt-In event. You'll never know how many hearts you will touch with your work, but Donna will know, and she'll be smiling down at every one of us from her place up in Heaven.



### The Death of a Charity Angel

by Jennifer Fulton

Recently, I learned that my dear friend and OTLB Charity Chairperson, Donna Huse, had passed away. Donna's passion was charity, and when I approached her last year and asked if she could head up the charity efforts on the Southside, she not only didn't hesitate, she jumped at the opportunity.

If angels walk this Earth, and I believe they do, Donna was surely one of them. There was never a moment when I ever saw Donna put someone else's needs before her own. This was just her way. If she ever got angry, it was because she felt she wasn't doing enough to help those in need. Again, this was how Donna was. Loving, caring, and deeply passionate about helping those in need.

Donna was well known to the Out to Lunch Bunch because she was often at the podium, asking members to help her make quilt tops or finish quilts for her favorite charity, Lutherwood. She organized several giveaways at the OTLB meetings so members could see their good work and learn how it was helping the children at Lutherwood. She often couldn't wait for a meeting though, and frequently gave quilts away to Lutherwood as soon as they were finished. All told, Donna helped with the donation of over 200 quilts and numerous pillowcases to various charities on the Southside.



# CRIMSON T A T E

845 Massachusetts Ave  
Downtown Indianapolis, IN 46204  
317-426-3300

Store Hours:  
Monday By Chance  
Tuesday - Friday 11-7  
Saturday 11-6  
Sunday Closed

## Super Bowl 9/11 Quilts

Nine local quilters from the Quilter's Guild of Indianapolis and the Greenwood Quilt Connection contributed quilting blocks to one of two Super Bowl 9/11 Quilts. The two quilts will be on display at the Super Bowl Experience and will be auctioned off with the proceeds going to the 9/11 Foundation to aid survivors of the 9/11 attack in New York City.



Carol Henke



Charlene Butcher



Diane Billiard & Phyllis Fee



Evelyn Kocher



Katrina & Jennifer Fulton




Phyllis Jensen


### Continued - Super Bowl 9/11



Phyllis Hyland



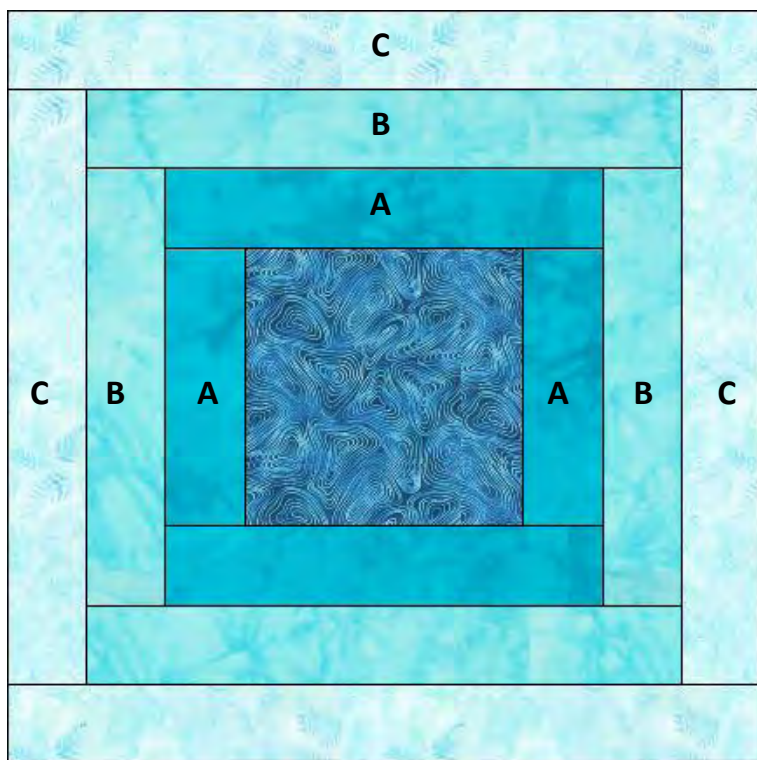
Super Bowl 9/11 Quilt Block



## March Block of the Month

### Past the Present (to the Future)

9 inches finished size



**Colors** - choose brights. They should be evenly spaced in value between light and dark. You can choose to make the centre dark, grading to light on the outermost set of rectangles, or vice-versa.

Fabrics should appear solid, can be textured, or self-colored.

**Centre** - Cut 1 unit  $3 \frac{7}{8}$ " square

#### **Fabric A**

Cut 2 units  $1 \frac{1}{2}$ " x  $3 \frac{7}{8}$ "

Cut 2 units  $1 \frac{1}{2}$ " x  $5 \frac{3}{4}$ "

#### **Fabric B**

Cut 2 units  $1 \frac{1}{2}$ " x  $5 \frac{3}{4}$ "

Cut 2 units  $1 \frac{1}{2}$ " x  $7 \frac{5}{8}$ "

#### **Fabric C**

Cut 2 units  $1 \frac{1}{2}$ " x  $7 \frac{5}{8}$ "

Cut 2 units  $1 \frac{1}{2}$ " x  $9 \frac{1}{2}$ "

#### **Construction**

Lay the fabric out as shown in the picture. Start by sewing the shorter A pieces to opposite sides of the centre square, press, then sew the longer A pieces across the top and bottom, press. Continue in this manner with the B and C fabric strips till all the pieces are attached.