



QGI Monthly Meeting Schedule

- **General Meeting:**
December Meeting Only
1st Thursday, 6:30
Second Presbyterian Church
7700 N. Meridian Street
Indianapolis, IN
- **QGI North:**
1st Friday Monthly,
1:00—3:00pm
Primelife Enrichment Ctr.
1078 3rd Ave. S. W.
Carmel, IN
- **Out to Lunch Bunch:**
4th Thursday Monthly,
11:00am
(except Nov. & Dec.)
Jonathan Byrd Cafeteria
I-65 South, Exit #99
Greenwood, IN
- **Charity Quilts:**
3rd Thursday Monthly,
9:30am—3:00pm
N United Methodist Church
NW corner of 38th & Meridian (bring your own lunch)

Guild Holiday Party

December 1st, 2011



Every year in December, we celebrate the holidays with a special party during the General meeting. This year, the Guild Holiday Party will be held on December 1st, from 6:30 to 9 PM. Treat yourself to a wonderful evening.

The Holiday program will feature a concert by the Indianapolis Children’s Choir! As some of you know, Jennifer’s daughter Katerina (who is a Guild member and Special Assistant to the



President <wink>) is also a member of the Indianapolis Children’s Choir, which is comprised of eight performing choirs. Katerina is a member of the highest-level choir, Cantantes Angeli, which is the choir that will be performing for us at the Guild Holiday Party.

This world-renowned choir is ranked second in the nation, and when you hear these angels sing, you will wonder why they aren’t ranked first—they are that good!



If you want to preview this exquisite choir before the Christmas party, tickets are now on sale for its 2011-2012 concert season, “Kaleidoscope of Song”. View the entire concert listing at: <http://www.icchoir.org/site/PageServer?pagename=ConcertCal>. By the way, “Celebrate America,” a concert to be held on November 12, is FREE to all veterans. Call 317-940-9640 or order tickets online at [icchoir.org](http://www.icchoir.org).

Coming in January - Thread Choices with Mary Buvia



In January, Mary Buvia will be the featured speaker and she will talk about Thread Choices.

Mary’s quilting interests began 18 years ago, machine quilting for eleven of those years and teaching for the past ten years. Her original design quilts have won well over 40 awards in major competitions, have appeared in many publications and calendars during this time. Most recent awards include 2011 Master Quilt award, Best of Show two times, Best Machine Quilting two times and most recently, the World of Beauty award at IQA (Festival in Houston). She recently finished writing her book "The Loading Dock" to be on the market next year.

INSIDE THIS ISSUE:

President’s Corner	2
President’s Challenge	2
QGI Lectures and Workshops	4
QGIN Minutes	6
Roving Reporter	8
Block of the Month	9
Quilt Show	12



President's Corner

A Message from Jennifer Fulton

So Long, Farewell, Auf Wiedersehen, Adieu

For me, December brings the holidays, family gatherings, and a renewal of spirit. Unfortunately, this year, it will also bring sad goodbyes. Before I go, I would like to thank you for all that you've done to help make this year a success!

As I leave the Presidency, I know that I'm leaving the Guild in excellent hands. I only ask that you give Pat and her team all the affection and help that you've given me. I will admit that there were several times this year when I needed both your help and your indulgence, as I learned how to become the leader you needed me to be. I learned a lot about myself along the way, and as a result, the trip has been very rewarding.

The Guild, as you know, cannot be run by single person, or even two or three. To run our Guild, it takes many willing hands, and it's gratifying to know that not only do such people exist, they are also eager to help when asked. I hope those of you who haven't helped yet with a Guild function answer "Yes!" when the call comes. I know you won't regret it. I didn't.

My year as President has been busy, so most of my quilting has had to be put on hold for this short while. Still, I wouldn't trade one moment of sewing time for all wonderful experiences I've had this year—making new friends, seeing difficult projects to completion, and putting my little stamp on things such as the President's Challenge, the emphasis on charity quilting, and the meeting recess. The speakers this year have been wonderful, the show-and-tell quilts a sight to behold, and the charity giveaways heartfelt and rewarding to see. The President's Challenge was also a small success, even if I do say so myself. <grin>

Continued on Page 3

President's Challenge

By Jennifer Fulton

I want to thank anyone who's taken the time this year to enter President's Challenge. We've had a number of terrific entries, all of which were inventive, artistic, and beautiful. I'm proud to say that some of the President's Challenge entries made their way into this year's Quilt Show. I hope you all got this last chance to see them. A birdie tells me that at least one of the challenge entries won a Show ribbon!

The last President's challenge is due in December at the General and QGIN meetings, so you may feel that it's too late. But you have until January to enter something for the President's Challenge at the OTLB meeting since they don't meet until then, so go ahead and try it! Again, you can enter your quilted item at all three of the Guild meetings if you like.

For this last challenge, your entry must:

- **Use the challenge colors only, in whatever percentage you want**

The challenge colors were yellow, red, blue, green, white, and black. So for example, you could make an entry that's all yellow if you like, or blue, green, and white. But you can't make something with purple in it, because that's not one of the colors.

- **Use at least two of the challenge techniques**

The challenge techniques included surface embellishment, applique, paper-piecing, and curved piecing. For this last challenge, I'm adding **photo transfer** as a technique. You do not need to use photo transfer in your entry, but it is a new technique added for this challenge that you might want to try. You can use other techniques as well, in whatever percentage you feel like—in other words, you could make an entry that's 90% piecing and 10% applique if you want.

- **Be inspired by this spark word: challenge**

What does the word challenge mean to you? Show us with your quilt!

Can You Complete Your Class Project?

By: *Jennifer Newberg*

The Program Committee is offering a free workshop in exchange for a completed project.

Here are the particulars:

- attend one of the workshops offered by the Guild in 2011
- complete the project presented at the workshop (if a quilt or wallhanging, it must be finished and bound; if a garment, it must be wearable; if a technique was taught, complete a project utilizing this technique)
- bring it to a Guild meeting for Show and Tell and report in to the program table to fill out your name for the drawing.

Each time you present an item as described above, your name will be recorded (limit one entry per class though). At the January 2012 meeting a name will be drawn from the collected names and that person will win a free one day workshop in 2012.

President's Corner Continued from Page 2

Before I say my last goodbye, I want to thank my husband Scott and my special President's Assistant, Katerina, without whose patience and understanding I would not have been able to devote the time I needed to you, the Guild. I love them both so much!

I hope all of you have enjoyed this past year, because I know I did. So it's time for me to say so long, farewell, auf wiedersehen, and adieu, to you, and you, and you! Thank you everyone!



A Call for Winners, Part 3

Many of members often enter their quilts in a local county fair, state fair, or other quilt show, and come home with a ribbon or other award.



If you have won an award, ribbon, or other recognition anytime this year, please let us know so that information can be printed in the newsletter for our Guild history.

In September and October, I published a list of recent winners. Since then, I've learned of some additional winners:

Indiana State Fair:

- 2nd Place, Janet Shotwell, et al, Team Applique
- 4th Place, Janet Shotwell, et al, Team Pieced
- 4th Place, Janet Shotwell, Pieced Miniature
- 2nd Place, Janet Shotwell, Applique Wall

Hendricks County Fair:

- Grand Champion, Janet Shotwell, et al, Team Applique
- 1st Place, Janet Shotwell, Miniature
- 1st Place, Janet Shotwell, Embroidered Wall
- 1st Place, Janet Shotwell, Holiday Theme Wall

Shelby County Fair:

- Grand Champion, Lois Schaekel, Applique
- Reserve Grand Champion, Lois Schaekel, Paper Pieced
- Viewers' Choice, Lois Schaekel, Paper Pieced

Brown County Historical Society:

- 2nd Place, Janet Shotwell, Pieced Bed
- 2nd Place, Janet Shotwell, Applique Wall

Don't be shy! If you won an award at a quilt show this year outside of our Guild show (those winners will be printed elsewhere in the newsletter) please email Pat Wilser or the new Guild Historian with the details so that information can be included in January's newsletter.

QUILTERS GUILD OF INDIANAPOLIS 2011/2012 LECTURES and WORKSHOPS

Date	Lecture / Workshop	Speaker/ Instructor	Details
January 12	Lecture	Mary Buvia	Trunk Show
February 9	Lecture	Caryl Schuetz	www.quiltvalues.com
February 10	Workshop	Caryl Schuetz	Tee Shirt Quilt www.quiltvalues.com
March 8	Lecture	Kathy Tracy	A Little History of Quilting
March 9	Workshop	Kathy Tracy	Remembering Adelia
April 12	Lecture	The Singing Quilter – Cathy Miller & John Bunge	www.singingquilter.com
May 10	Lecture	Wendy Butler Berns	www.wendybutlerberns.com
May 11	Workshop	Wendy Butler Berns	Captivating Cone Flower, \$10 pattern fee http://wendybutlerberns.com/wshopA6-BirchTrees.htm
May 12	Workshop	Wendy Butler Berns	Out of the Blocks Quilt Design http://wendybutlerberns.com/wshopB3-OutofBlocks.html
June 14	Lecture	Gayle Bong	Tips, Tops, and Tales www.gaylebong.com
June 15	Workshop	Gayle Bong	Fancy That http://www.gaylebong.com/lectures.html
July 12	Block Party	Special Events Committee	
August 9	Lecture	Janet Miller	My Quilting History and Tips
September 13	Lecture	Cathy Franks	www.cathyfranks.com
September 14	Workshop	Cathy Franks	TBD
October 11	Lecture	Deb Karasik	www.debkarasik.com
October 12	Workshop	Deb Karasik	Midnight in the Forest, \$15 pattern fee http://www.debkarasik.com/classes-detail.php?ID=2
October 13	Workshop	Deb Karasik	Inner Light, \$15 pattern fee http://www.debkarasik.com/classes-detail.php?ID=11
November 8	Charity Quilt Work Night	Charity quilts Committee	
December 13	Holiday Party	Special Events Committee	

QUILTERS GUILD OF INDIANAPOLIS NORTH GUILD MINUTES

November 4, 2011

Respectfully Submitted by: *Linda Heavener*

Debbie Goold welcomed members at 1:00 pm.

ANNOUNCEMENTS:

Julie announced that QGI bags are available for \$5.00.

Mary Strinka introduced the QGIN Christmas Party Committee: herself, Elizabeth Meek, and Alice Martina Smith. Our annual Christmas Party is on December 2nd and everyone should bring a Christmas or winter-theme fat quarter (wrapped) to exchange. Those with names ending in letters M through Z should bring some kind of goodie for all to enjoy. Those with names ending in letters A through L are exempt this year.

At the quilt show Mary won a Janome sewing machine from Sew & Vac's drawing.

Nancy Jo Clapp thanked us for the knitted hats for the homeless. She will be giving them out between Thanksgiving and January and encouraged us to continue knitting as many as we can provide.

Jennifer Fulton described the December evening general meeting, which is the first Thursday instead of the second Thursday. The meeting starts early at 6:30 and a catered dinner will follow. Reservations should be made and a \$10.00 charge is necessary for the dinner. The Children's Choir will perform. Don't forget the President's Challenge.

Debbie Goold informed us that Ann Slabaugh is in treatment for breast cancer after having surgery.

Any outstanding bills should be turned in to the chairpersons of your committee for submission to Michelle Hoel.

Debbie gave a minute fact: Our guild is 33 years old. Newsletters began in 1979 from a single issue on an electric typewriter. Caryl Schutz was an early newsletter maker. In 1995, the newsletter was named "Bits & Pieces." In 2000, Lee Hurt did our first website.

Barbara Carr gave a tip of the month: When cutting fabric, don't wear sandals! Always cut fabric with the bigger pieces first so you'll have a better idea of running out of fabric.

COMMITTEE REPORTS:

Block of the Month: Terry Lichtenfelt asked us to turn in the blocks for outgoing president Jo Kidwell at the December meeting. Jo has requested the Diana pattern with jewel tones in the center. Today's BOM is "Goose Creek" won by Mary Sue Riggs. Next month is a split nine patch with a given center block.

Mystery Quilt: Ruth Middleton asked those who had their tops finished to come forward. Three members showed their finished tops and one name was drawn to receive a gift certificate from Always in Stitches. Ruth thanked everyone for their participation.

Show and Tell: Julie filled in for Lorelei Campbell to help display 13 items for Show & Tell. These included finished quilts from this year's workshops, wallhangings, and quilts to be donated. Participants included Janet Shotwell, Kathy Jensen, Terry Lichtenfelt, Cathy Franks, Diana Stucky, Marie Harris, Jodene Kramer, Marcia Uptee and Kathy.

Hospitality: Elizabeth reported 60 members present, with 51 being over the age of 50, and 2 guests.

Program: Jennifer Titus from Zig Zag Corner showed us three wallhangings from Kim Schaeffer's book and fabric panels being produced from the Golden Books. She stated that a new shop is being built due to ice damage to her current shop in February 2011. Her shop is north of Indianapolis and Greenfield at 7872 N. Troy Road, near the intersection of Rte. 234 and Rte. 9. Go east on Rte. 234. There will be a sale at the shop before they move into their new building.

Jennifer gave sample directions using the quilters' calculator. The calculator comes with a large and a pocket-size instruction manual and classes are available at Zig Zag Corner.

Sharon Bassler and Maridean Carrington handed out five door prizes before the meeting was adjourned. Sharon thanked those who donated 261 dresses going to Haiti with her husband.

Hamilton	Marilyn	Dec	1
McComas	Trish	Dec	2
Whisman	Sandra	Dec	2
Glover	F. Elaine	Dec	3
Slabaugh	Ann	Dec	3
White	Andrea	Dec	5
Vondersc hmitt	Tammy	Dec	6
Catt	Laura	Dec	7
Hanson	Diane	Dec	8
Guderian	Betsy	Dec	9
Louk	Marti	Dec	9
Prenatt	Diane	Dec	10
Corliss	Susan M	Dec	12
VanSpeyb roeck	Annette	Dec	13
Cotton	Natalie	Dec	14
Bullock	BJ	Dec	15
McKee	Suzanne	Dec	15
Paulson	Linda	Dec	19
Singleton	Judy	Dec	20
Tribby	Ruth	Dec	21
Rupp	Linda	Dec	23
Doemel	Nancy	Dec	28
Casebere	Pat	Dec	29
Hurley	Christine	Dec	29
Victory	Carol G.	Dec	29
Hood	Debbie	Dec	31

Happy Birthday

Newsletter Advertising

If you would like to advertise in Bits and Pieces, please contact Carol Decker at 317-784-5205 or deckercl@yahoo.com

Sew Much More



8701 Southeastern Ave
Indianapolis, IN 46239
317-862-5739

Hours:
TU-FRI 10 am-5 pm
SAT 10 am-3 pm

Quality quilting cottons, patterns and notions.
Full line of Floriani machine embroidery thread,
stabilizers and software
Superior Thread - Rainbows, The Bottom Line,
So-Finel and Masterpiece
Tutto sewing machine luggage
Classes

10% discount on non-sale items for QGI members

www.sewmuchmoredb.com



Sarah's Machine Quilting

Sales & Service

HINTERBERG
DESIGN

Machine Quilting Frames

NOLTING®

765-779-4400

By Appointment

5308 N. Mechanicsburg Road
Middletown, Indiana 47356

www.gardenschools.com/smq

Experts in Retirement Living & Senior Healthcare

Our Services Include:

- Garden Homes
- Assisted Living Apartments
- New Energy Wellness
- Moving Forward Rehabilitation
- Auguste's Cottage Memory Care
- Long-Term Care
- Skilled Nursing Services
- Respite Care
- Hospice Care

American Senior Communities is proud to service 23 locations in the greater Indianapolis area. To find a location near you, visit our website at www.AmericanSrCommunities.com.



www.AmericanSrCommunities.com





THE ROVING REPORTER

By *Carol Victory*

Have you heard of the Jelly Roll Challenge? Have you participated in one?

My bee had a jelly roll challenge at our monthly workday in November. It was a lot of fun and the results were all different.

Here is how it works:

1. Take a jelly roll and sew all the strips together end to end. Some people have put in “sparks” of color (usually a complimentary color) between the strips. The strip will be ~800” long.
2. Fold the strip so that both ends are exposed (don’t roll it up or you will have trouble getting to the second end).
3. Sew the two strips together. When you get to the middle, cut the strip in half and start sewing the four strips together. When you reach the middle of the strip cut it in half and start sewing the eight strips together. My finished top had 31 strips. The size of your top will depend on the type of jelly roll you use.

We did this as a race – there were eight of us who entered. We were all done in 1½ hours. We plan to finish them and bring them to show and tell next year.

Here are some pictures taken at the end of the “race.”



The Group



Caryl's Top



Jen's Top



Julie's Top

Charity Quilts November 2011

By: *Mary Strinka*

At the general meeting on November 10, the Shepherd Community Center was presented with twenty-three quilts, along with 50 knit hats. Mr. Rex Fisher, Director of Development at the center, was present to accept this donation from the guild. He thanked the members for their efforts, and spoke about the community center's work to break the cycle of poverty on the east side of Indianapolis. Our quilts and hats will help individuals and families by providing both physical warmth, as well as the knowledge that the larger community cares about their wellbeing.

Thanks to all the guild members who made hats, constructed quilt tops, worked at charity work days, provided quilting services, tied quilts, or contributed in any other way to our ongoing efforts to share our love of quilting with our less fortunate brothers and sisters.

Members who would like to know more about the Shepherd Community Center are also invited to contact Mr. Fisher at 317-375-0203, or visit their website at www.shepherdcommunity.org, or visit in person at 4107 E Washington St, Indianapolis.



LITTLE SCRAP QUILT SHOP

Colors to inspire. Time to Relax.

A Place to Create!

Providing for your quilting and sewing needs!

Webster Plaza—4043 S. Webster, Kokomo 46902

765-450-4434 littlecrapquilts@gmail.com

Find us on Facebook too!

Shop Hours:


Tues, Thurs & Fri 10-5, Wed 10-8, Sat 9-4



January Block of the Month

Bright Points

9 inch finished



Colors

Background – Dark Blue

Cut 4 units 3 1/2" square

Small nine patch block – dark blue and bright

Cut from dark blue

1 unit 15 x 1 1/2"

2 units 7 1/2" square

Cut from bright

2 units 15 x 1 1/2" – bright

1 unit 7 1/2" square – bright

Construction

The small 9 patches.

To make the top and bottom rows of the small nine patch - take the dark 15" strip and sew a bright 15" strip to each side. Press to the dark. Cut the strip vertically into ten 1 1/2" units.

To make the middle rows of the small nine patch - take the bright 7 1/2" strip, sew a dark 7 1/2" strip to each side. Press to the dark side. Cut this strip vertically into five 1 1/2" units, to make the middle row.

Lay the strips out as shown above for the small nine patches. Sew each set of three strips together to make five individual small 9 patches.

The whole block

Lay your small nine patches and the 3 1/2" square dark background patches out as shown above. Sew the blocks in each row together, and press to the dark side. Then sew the rows together, again press to the dark side. Stand back and admire!

Book Review

Threading the Needle, by Marie Bostwick



If you haven't visited the Cobbled Court Quilt Shop in New Bern, Connecticut, you're way overdue! This oh-so-real little town is exactly where I want to live, and the ladies who are stitched into the town and who arrange more than just quilt pieces could be my new best friends.

The book starts where all good stories do: at the beginning of what should be a beautiful friendship. Madelyn Beecher and Tessa Cover are almost 13 in the winter of 1966. Madelyn has never known her mother and lost her father four years earlier. She moved in with her only relative, her paternal grandmother, Edna, who is mean as a witch. A misunderstanding over a boy breaks Madelyn's heart and rends Tessa and Maddy apart. Madelyn's life turns wild in high school, and she leaves town several years later a scorned woman.


Fast-forward 43 years to 2009. Madelyn's marriage to Sterling Baron, a Bernie Madoff-like Wall Street con man, is torn apart when federal agents arrest Sterling and freeze all his assets, leaving Madelyn with nothing. Nothing but her grandmother Edna's will and the house in New Bern. Madelyn decides to turn her resourcefulness into making Beecher Cottage a bed-and-breakfast inn. To do that, she has to make her peace with her New Bern past—and the people who still haunt it.

Tessa has married and left New Bern, too. She and Lee Woodruff have been successfully running the rat race in Boston; after much soul-searching, they decide to live a simpler life back in New Bern. Lee wants to try his hand at a small farm, and Tessa opens a shop where she hopes to sell her herbal bath products. Difficult financial times hinder Tessa's progress and threaten her and Lee's happiness. When she learns that Madelyn is back in town, all her regrets and guilt at the way the girls' friendship ended all those years ago come pouring down.

You'll thrill at the way an old blue-and-white patchwork quilt builds a bridge between the two old friends.

Because we're quilters, we know how sisters of the cloth pull together to work through difficulties. Evelyn, owner of the Cobbled Court Quilt Shop, and her Texas buddy, international quilt personality Mary Dell Templeton, are exactly the right combination to bless new ventures and new-found old friends. Like sewing quilts, Madelyn and Tessa rediscover the truth that they "each bring something unique to the party and, because of that, the party is a whole lot more interesting—and fun."

Although this is the fourth book in the Cobbled Court series, Bostwick has done her readers a favor by focusing each story on new characters and weaving them into the lives and hearts of characters from other books. You don't have to have read any of the others before you read *Threading the Needle*, but when you read the last satisfying page of her most recent novel, you'll do like I did and rush to find the prequels: *A Single Thread*, *A Thread of Truth*, and *A Thread So Thin*.



Alice Martina Smith

The Death of a One of Our Founders

One of the saddest duties I have as President is passing on the news that a former Guild member has died. Ella Jean Meese, a current Honorary Member of the Guild, passed away in October.

Ella was one of the Guild's first members, and she helped to establish the Out to Lunch Bunch. She and her husband Wilbur helped to fund the cost of our Guild's first Quilt Show, and he designed the QGI Guild logo.



Although we will miss Jean terribly, this is not a sad goodbye: Jean died at age 96, after having lived a full and wonderful life. I'm proud that she chose to spend some of it with our Guild.

Jennifer Fulton

QUILTERS GUILD OF INDIANAPOLIS NORTH 2011 PROGRAMS

Date	Speaker/Instructor	Details
December 2	Christmas Party Comedian Clara Trusty	Comedian, Food and Fun

OUT TO LUNCH BUNCH 2011 PROGRAMS

Date	Speaker/Instructor	Details
December	No Meeting	
January 26	Material Girls—Indy Bee	Tips Tricks and Shortcuts



Indiana Heritage Quilt Show

March 1,2,3, 2012

Bloomington Monroe County Convention Center

3 Full Days of Quilt Workshops and over 200 Quilts on Display

Thurs and Friday 9am — 6pm

Saturday 9am — 5pm



AQS Quilt Shows

AQS Quilt Show and Contest

Lancaster PA

March 14—17th 2012

AQS Quilt Show and Contest

Paducah, KY

April 25—28th 2012

AQS Quilt Show and Contest

Grand Rapids, MI

August 22—25th 2012

AQS Quilt Show and Contest


Des Moines, IA

October 3—6th 2012

**The Fussy Cut
Quilt Shop**

- Creative Ideas
- Friendly Service
- Quality Fabrics

201 Bethel Avenue, Suite A-1
Beech Grove, IN 46107
317-786-9289
www.theFussyCut.com



Quilter's Guild of Indianapolis

October 2011



A Quilter's Journey, Indeed!

By: *Jennifer Fulton*

The Quilt Show was very special to me this year, since as President, I had the honor to represent the Guild to our visiting public. As I wandered through the show, I was often stopped by people who wanted to share their experiences with me. Let me share those now with you.

First of all, my own experience: as I looked around on Friday, I could not believe how crowded it was. Perhaps we've always had that many visitors on a work day, but it seemed to me that our publicity for the show helped to encourage even more people than usual to come to our event. Saturday was no different—there seemed to be an endless stream of people everywhere! For that, I want to extend my special thanks to the Publicity department who did everything right when it came to advertising the show—such as the bookmarks that were placed literally everywhere, the Raffle Quilt which traveled the state, the innovative car signs, and the special appearance of the Quilt Show committee on "Indy Style." If there were quilting people living in this area who somehow didn't know about our show, they must be living under a rock (a pretty, quilted rock, but a rock nonetheless).

Another thing I noticed right away was how beautiful the quilts were! We've been at this venue several years now, and I must say that it seems to have just the right amount of light and space to show off our beauties to their best advantage. Thanks to everyone who helped with the layout, hanging, and takedown of the show—without your help, the show would not have looked so nice.

Finally, I thought that the lectures and demos this year were marvelous! As President, I often get asked where a new quilter might go to learn more about his/her passion. I was proud to recommend our Quilt Show demos, which covered so many great quilting topics—broderie perse, hand quilting, wool applique, machine quilting, postcard quilts, folded fabric flowers, and painting on fabric. I met a Butler student doing research on the history of quilting by visiting our show, and I was excited to recommend our two lectures on the subject, and also point out the breadth of quilting in our show—from traditional patterns and techniques to the newest cutting-edge art quilts. She was simply overwhelmed.

Now, what did people comment to me on? One consistent comment I received was about the quality of the quilts, for which I'll take full credit <grin>. All joking aside, to say the quilts were gorgeous is an understatement. To say that they represented the best of who we are as quilters is closer to the truth. The only qualification I would make to that statement is that the show didn't represent us *all*. Hopefully, those of you who did not put any quilts in the show this year will do so next time. There's room for everyone at every level at our show (hey, they let me in <wink>), so please consider showing your treasures next time. My daughter Katerina put her very first quilt in the show, after some gentle prodding from Mommy. She kept pointing out the flaws and laughing at her skill-level at the time she started the quilt (she was eight, I think). But I pointed out all the ways in which she's improved since then, and reminded her how her next quilt will be even better. Every quilt that's made with love and attention deserves its day, and I'm glad that she decided to share her quilt with us. I hope you all will.

Another comment I heard a lot was how marvelous it was to see so many Guild members involved in the show. I noticed not only how many members were volunteering, but how happy they all seemed to be! If you helped out at the show, know that your work did not go unnoticed—not by me or by our visitors. Truly, you helped make this Quilt Show special!

I also received a number of comments on how many people we had visiting the Quilt Show. I have to say that to me, we certainly seemed very busy. It also appeared that we had enough volunteers to handle the crowds, and enough food to feed them all. Kudos to everyone involved in these areas.

Although I don't remember anyone commenting to me about the vendors, I saw a lot of happy people with shopping bags, myself included. My thoughts are that if people were unhappy with the vendors at all, I would have heard about it. Instead, I overheard a lot of recommendations to visit this or that booth for some special item or two, so my guess is that a lot of you left the show with a lot more than you came with! If you enjoyed particular vendors, please mention them to Jennifer Newberg, who headed up that committee. She can pass on any recommendations to the next chair to help ensure that we always have the best vendors at our show.

Speaking of shopping, I did receive a lot of comments on the Peony Shoppe—not only did it have a lot of quality items for purchase, but we almost had to fight each other to get at them, there were so many shoppers there! A special thanks to everyone who helped with the Shoppe—whether you made items and donated them to the Guild, volunteered to man the Shoppe, or helped to beautifully display the items. From my point of view, placing the Peony Shoppe near the food court where visitors could browse its goods while taking a break was brilliant! I know I certainly enjoyed the view, and ended up visiting the Shoppe several times each day as a result.

When I volunteered at the Raffle Baskets on Saturday, I could not believe how many visitors we got. I heard one comment over and over—how lovely and unbelievably full the Raffle Baskets were. I would like to thank everyone who contributed anything to the baskets—your donations helped to make that raffle successful! Although I did not get a chance to work at the Raffle Quilt booth or the Mystery Bags, I could see how many visitors they both got. My daughter has a tradition of buying a Mystery Bag every time, and she loved hers this year, so good work everyone! It goes without saying that the Raffle Quilt this year was especially beautiful. I showed a picture of it to my friends and they couldn't believe that anyone could make something so gorgeous! Thanks to everyone who helped piece, quilt, and bind that beauty.

I also helped at the Big Auction of Small Quilts, and it appeared to be a huge success. Certainly everyone seemed to have a good time while spending money on the acquisition of some very lovely quilts. Connie did a marvelous job moving things along, and Kathryn, her sisters, Pam, Caryl, and many others certainly helped to keep the bids fast and furious! I got a lot of comments on how much fun it was to see Terry at every meeting with her latest acquisitions. Terry did everything and more to garner small quilts, organize and display them beautifully, and to streamline the auction process. My special thanks to Terry and her crew for a job well done. To anyone who attended the auction, my thanks as well because you certainly helped to make it a memorable experience.

Well, that sums up my personal journey through our Quilt Show. From our logo to our stunning Raffle Quilt, every area that represented us to the public was carefully thought out and executed. My special thanks to Carol and her crew for a job very well done! I hope all of you had as wonderful a time as I did at the show. Those of you who missed the show can purchase the Show CD if you want to view the gorgeous quilts yourself. See you all in two years!



Quilt Show



The quilt show is over already! It certainly was a quick two years from the time the committee first met until we took down the last quilts and disassembled the pipe and drape.

Kudos to all who entered quilts! It was such a treat for all who attended to see the great variety of styles that you created. The judge was very impressed with the quality of all of the quilts she looked at and had a hard time choosing the winners.

The committee members certainly did a great job didn't they? Everyone worked very hard on their duties to make the show a success. The vendors were very pleased and all have asked to return for the next show. The Small Quilt Auction was as popular as ever. The Silent Quilt Auction was a new addition and lots of people who were not able to attend the Small Quilt Auction had an opportunity to purchase quilts. The Food Court served delicious food items and received lots of compliments. The Raffle Baskets were wildly popular – Barb and Michell had to reprint tickets twice (they started with 800)!! Once again the Mystery Bags sold very well. The Peony Shop always had a crowd. There were many bargains to be had and people certainly took advantage of them. The Lectures and Demos were popular and well attended. The registration process went smoothly and everyone was able to drop off and pick up their quilts easily. There were many compliments about the ribbons once again made by the Scrappers Bee. The Program Book contained all the information about the show. One thousand books were printed and we ran out on Saturday afternoon. The volunteers were assigned to their positions and kept the show running smoothly. The pins and t-shirts were as popular as ever. The Challenge had many great entries that related to the theme "A Favorite Trip." The publicity for the show certainly had a lot to do with its success.

Information was on numerous websites, in magazines and newspapers and bookmarks were in many, many quilt shops. The television appearance certainly helped to get the word out too.

The raffle quilt constructed by the Brick Street Babes under the direction of Betty Bowers was a hit for sure. It traveled around to many shops in the greater Indianapolis area. The layout, setup and takedown of the show were very well done. The hanging and takedown of the quilts went smoothly – many hands made light work.

Thanks again to our featured artist Theresa Bowes. It was such a treat for everyone to see her first quilt and many of the others she has made right up to the one that she completed just before the show.

Thank you for the opportunity you gave me to chair this show. It was a pleasure to serve the guild.

Carol G. Victory

Want to Write and Article for the Newsletter?

All material for publication in the newsletter must be received no later than the 10th of the month prior to following month's publication (i.e.: November 10th for the December newsletter). Please email submissions to qginewsletter@yahoo.com.



Reviewing the Judges Comments



QUILTERS GUILD OF INDIANAPOLIS

A QUILTER'S JOURNEY 2011

BEST OF SHOW	Blossoms of Love	Debbie Lambert
MACHINE QUILTING	Eldon by Kay Zahm	Kathy Yull
HAND QUILTING	Floral Fantasy	Laura Catt
JUDGE'S CHOICE AWARD	Caribbean Comfort	Julie Edwards
VIEWER'S CHOICE	Indiana Barns	Scrapbasket Quilt Guild
CHALLENGE VIEWER'S CHOICE	Alaskan Wildlife	Sally Wycoff

APPLIQUED BED QUILTS

First	Butterscotch Garden	Claudia Lash
Second	Sunbonnet Sue & Sam	Karen Nail
Third	Dresden Plate	Susan Street Cook

APPLIQUED LARGE AND SMALL QUILTS

First	Oriental Beauty	Yvonne Harlow
Second	Christmas Fever	Vickie Smith
Third	Pennsylvania Flower Garden	Susan Street Cook

ART QUILTS

First	Daylilies!	Laura Welklin
Second	Got Demons?	Mary Strinka
Third	Art Class	Pam Reid
Honorable Mention	August Sunflowers	Julie Grausam
Honorable Mention	Hologram 2010	Karen K. Burkett
Honorable Mention	Flow of Time	Joann Kidwell
Honorable Mention	Redwoods and Rhododendrons II	Mary Strinka
Honorable Mention	"Illusions of Depth – Portals"	Terry Lichtenfelt
Honorable Mention	Cottonwood: Bio Fuel	Judy Pleiss

CHALLENGE – MY FAVORITE TRIP

First	Kaua'i Sunset Wedding	Cyndia Gerner
Second	2010 Travel	Karen K. Burkett
Third	USA Pride on Rt. 66	Julie Grausam
Honorable Mention	Roman Baths-Trier, Germany	Sandra Swircek
Honorable Mention	Hawaii	Mary Strinka

GROUP – THREE OR MORE QUILTERS

First	Indiana Barns	Scrapbasket Quilt Guild
Second	Fall Twister	Kathy Dye and the Noble Needlers
Third	Lois' Oriental Stars	Debbie Goold, Sandy Swircek, Kathy Jensen, Jennifer Newberg, Barbara Carr
Honorable Mention	Kansas Star Surrounded	Round Robin by 8 members of NNL Quilt Group in Overland, KS
Honorable Mention	A Matter of the Heart	Quilt Quarters Friends and Judy Pleiss

MINIATURE QUILTS

First	Wallflowers	Laura Welklin
Second	Churn Dash Doll Quilt	Suzanne Wetzel
Third	My Wishing Star	Joann Kidwell
Honorable Mention	Driven Crazy by 640 Pieces	Mary Ellen Straughn
Honorable Mention	"Remember George?"	Judy Ireland
Honorable Mention	INSANITY	Alice Martina Smith

PIECED BED QUILTS

First	Civil War Sampler	Terri Degenkolb
Second	Vintage Baskets	Judy Sheets
Third	Double Delight	Kathy Yull
Honorable Mention	Nell's T-Shirt Quilt	Ann Slabaugh
Honorable Mention	Autumn Splendor	Jennifer Newberg
Honorable Mention	Burgoyne Surrounded	Caryl Thompson
Honorable Mention	Wanda's Quilt	Pam Reid
Honorable Mention	Kathy's Quilt	Susan K. Long
Honorable Mention	Road to the White House	Meg Sullivan
Honorable Mention	Early Summer	Annie Gianaris
Honorable Mention	Wendy's Blue and White	Kathy Jensen

PIECED LARGE WALL

First	Radiant Suns	Martha Roblee
Second	Chimneys and Cornerstones	Janet Taylor
Third	Gumballs	Ruth Middleton
Honorable Mention	Wendy's Choice	Kathy Jensen
Honorable Mention	A Patriotic Twister	Theresa Cantwell
Honorable Mention	Churn Dash	Suzanne Wetzel

PIECED SMALL WALL QUILT

First
Second
Third
Honorable Mention
Honorable Mention

Diagonal Illusion
Autumn Flying Compass
My Little Blue Baskets Quilt
Rays of Hope
Sometimes Mystery
Quilts Surprise You

Pam Reid
Diana Stuckey
Suzanne Wetzel
Annie Gianaris
Carol Victory

SPECIAL OR MIXED TECHNIQUES – ANY SIZE

First
Second
Third
Honorable Mention
Honorable Mention
Honorable Mention

Blossoms of Love
Tisket Tasket Baskets
Family Fun
“Hands in the Flower Pots”
Buzzards Bay
The Golden Cricket

Debbie Lambert
Janet Shotwell
Karen K. Burkett
Terry Lichtenfelt
Caryl Schuetz
Debbie Lambert

WEARABLE QUILTED

First
Second
Third

Quilted Robe
My “Sewing Theme” Jacket
Something Crazy

Kathy Yull
Theresa Cantwell
Mary Strinka



Best of Show—Debbie Lambert



Raffle Baskets



Ready to Sell



Ready to Hang



Merry Christmas



Overlooking the Food Court

select Sewing Service

Join us for a class or club!

- Monthly Clubs, Quilting Classes
- Special Guest Teachers and Creative Classes

Proud dealers of

PFAFF

baby lock

FOR THE LOVE OF SEWING

Indy Quilt Guild Members receive 10% off all notions and accessories at both store locations!

2 Indy Locations
 North
 Keystone & 65th St. 255-6332
 West
 Rockville & Raceway Rd. 271-5648

www.selectsewingservice.com



The Small Quilt Auction

We Moved to
 9840 N. Michigan Road (317) 757-8340
 Carmel, IN 46032
 www.quiltquarters.com
 1/4 Mile North of 465 on Michigan Rd,
 Exit 27


Over 6000 Bolts of Fabric, Books & Patterns
Join Us for Classes & Clubs
Patchwork Pals meets the 4th Monday of month
 -highlights quilting patterns & techniques-
Sewing Circle/Embroidery Club meets the 3rd Sat
 -covers all sewing topics: garment, home dec, etc-

Authorized BERNINA dealer for
 Sales & Service



Judge Talking to Scribes

RAFFLE QUILT WINNER



I pleased to tell you that more than 4500 tickets were sold for the beautiful raffle quilt. Due to the exquisite workmanship of the Brick Street Babes under the leadership of Betty Bowers, the amazing quilting by Cathy Franks and the work of Barbara Carr working on the binding, this quilt was an eye catcher and very popular at all the venues where it was presented.

Thanks to Debbie Gould and Lorelei Campbell for distributing all the tickets and making arrangements for the quilt to travel around.

Last, but certainly not least, thank you to all of you guild members who sold tickets for the quilt. Without your help, we would not have done as well.


And now (drum roll, please), the winner is:

Sandy Eckstein of Batesville, IN

Sandy purchased her ticket from her sister Pam Hursh who, coincidentally, is a member of the Brick Street Babes! Congratulations, Sandy!



The Judge and Her Helpers



SOME INFORMATION ABOUT THE QUILT SHOW

As this newsletter is going to press, the financials for the show are not complete but I thought I would give you some of the numbers that we do have.


1,000 program books were printed. We ran out early on Saturday afternoon. The estimated attendance is 1,200+.

The raffle quilt was very successful. More than 4,500 tickets were sold.

The raffle baskets were very popular – 800 tickets were originally printed and two more printings were necessary. A total of 2,050 tickets were sold.

There were 18 vendors at the show. They all reported that they had a good show and were very impressed by the friendliness of the guild members.

There were 128 small quilts and items donated for the Small Quilt Auction. The Silent Auction was a new segment of the auction this year.



The mystery bags were a roaring success again. This year 300 bags were prepared and there were only 13 left at the end of the show.

We will have a summary of the show financials in the January newsletter.

Thanks again for all the help from everyone to make the show a success.

Carol Victory

Cathy Franks Quilting & Design



CATHY FRANKS - Owner
Finish Them In Your Lifetime

145 Maple Crest Drive
Carmel, IN 46033
(317) 571-9505
cathyfranks@indy.rr.com
www.cathyfranks.com

Machine Quilting
Custom Quilt Design