

# BITS & PIECES

Volume 33, ISSUE 2

February 2011

www.quiltguildindy.net

## *QGI Monthly Meeting Schedule*

- **General Meeting:**  
2nd Thursday Monthly,  
7:00 pm  
Second Presbyterian Church  
7700 N. Meridian Street  
Indianapolis, IN
- **QGI North:**  
1st Friday Monthly,  
1:00—3:00pm  
Primelife Enrichment Ctr.  
1078 3rd Ave. S. W.  
Carmel, IN
- **Out to Lunch Bunch:**  
4th Thursday Monthly,  
11:00am  
(except Nov. & Dec.)  
Jonathan Byrd Cafeteria  
I-65 South, Exit #99  
Greenwood, IN
- **Charity Quilts:**  
3rd Thursday Monthly,  
9:30am—3:00pm  
N United Methodist Church  
NW corner of 38th & Meridian  
(bring your own lunch)

## INSIDE THIS ISSUE:

President's Corner	2
President's Challenge	2
Lectures and Workshops	4
Roving Reporter	6
QGIN Minutes	8
Block of the Month	9
Workshops are Fun	13

## Guild Birthday Party and Charity Event



At the General meeting on February 10<sup>th</sup>, we will celebrate the Guild's 33<sup>rd</sup> birthday with a party and charity event. We'll tie quilts for charity and cut kits for the Women's Prison project during the first part of the evening, and then we'll party with cake, a celebration of past Presidents, surprises, and prizes. Please bring a rotary cutter, 24-inch ruler, and cutting mat (for cutting kits) and/or a large-eyed sharp needle and small scissors (for tying). We will have some extra needles on-hand as well.

If you have trouble doing handwork, come and visit during the early part of the evening and then party with us as we celebrate our many wonderful years as a group of accomplished, loving, giving quilters!

## Coming in March Paula Nadelstern

Kaleidoscope the very word promises surprise and magic, change and chance. Exploding with visual excitement, a kaleidoscopic design organizes an abundance of light and color, form and motion into a complex and coherent image. My goal is to harmoniously integrate the idea of a kaleidoscope with the techniques and materials of quiltmaking. I try to free myself from a conventional sense of fabric orderliness, seeking a random quality in order to imitate the succession of chance interlinkings and endless possibilities synonymous with kaleidoscopes.



I make quilts on the same block in the Bronx where I grew up. Being a New Yorker wrapped up in the fabric of city life creates an inherent paradox contrasting the traditional image of quiltmaking as part of a simple, make-do, rural way of life with my own complex urban-shaped space.

Historians have suggested that the block-style method of quiltmaking evolved in response to the cramped quarters of early American life. (Continued on Page 3)



## *President's Corner*

### *A Message from Jennifer Fulton*

#### *Happy Birthday to Us!*

February is my husband Scott's favorite month. First of all, he was born in February, so it's his birthday month. Scott is from Oklahoma, and right around his birthday every year, spring flowers would start to pop their heads up, signaling the end of a long winter. Not that they get much of winter in Oklahoma, but it does get cold and gray there, with very little hope of snow to break things up. So the spring flowers are a welcome sight. February is also a time for Valentines, and Scott loves to pamper me with love and attention, and a wonderful dinner on Valentine's Day. Since I'm such a nice gal, I let him. <grin>

In the Guild, February is the month in which we celebrate our birthday and each other. There won't be any spring flowers yet I'm afraid, but I can promise you lots of love and friendship if you come to our February Guild Birthday Celebration, to be held at the General meeting on February 10th. There will be an opportunity that evening to do a little quilting too, as we'll spend the first hour chatting, having fun, and working on charity quilts.

After we're done quilting, we'll party hardy! There will be birthday cake of course, and an opportunity to thank our past Presidents for the work they've put into making this such a wonderful Guild. There will be prizes awarded for the first President's Challenge (start your creative engines!), door prizes, block of the month, and a special surprise for all that come. I hope you join us as we celebrate 33 terrific years!

*Jennifer*



## **President's Challenge**

By *Jennifer Fulton*

### President's Challenge

Ladies and gentlemen, start your creative engines! It's not too late to enter the first President's Challenge! Sew up your entry and bring it to any (or all!) of the three Guild meetings in February for a chance to win.

Inspired by the Indy 500 and our Guild's 33<sup>rd</sup> anniversary, your February challenge is to make something quilty that:



- Is at least 75% red and yellow
- Is inspired by the words caution, slow down, accident, hazards ahead, stop
- Is embellished somehow

Every participant will receive a little something, while the first, second, and third place winners at each meeting (as judged by the special President's Challenge Committee) will receive one of the cutest charms you ever saw. The next President's Challenge is due in April. The required colors, spark words, and technique for the April President's challenge will appear in the March newsletter, so be sure to look for the announcement!

### *Cathy Franks Quilting & Design*

CATHY FRANKS - Owner  
Finish Them In Your Lifetime

145 Maple Crest Drive  
Carmel, IN 46033  
(317) 571-9505  
cathyfranks@indy.rr.com

Machine Quilting  
Custom Quilt Design

www.cathyfranks.com

### **LITTLE SCRAP QUILT SHOP**

*Colors to inspire. Time to Relax.*

*A Place to Create!*

*Providing for your quilting and sewing needs!*

Webster Plaza—4043 S. Webster, Kokomo 46902  
765-450-4434 [littlecrapquilts@gmail.com](mailto:littlecrapquilts@gmail.com)  
Find us on Facebook too!

**Shop Hours:**

**Tues, Thurs & Fri 10-2, Wed 10-8, Sat 9-4**

## March Quilt-Ins

In March, we will celebrate National Quilting Day by hosting Quilt-Ins at various locations throughout the city on Saturday, March 19<sup>th</sup>, from 10 AM to 4 PM. Please bring a dish to share and your own drink, along with your sewing machine, rotary cutter, 24-inch ruler, cutting mat, thread and so on (if you want to help birth quilts or make charity quilt tops) or a large-eyed sharp needle and small scissors (if you want to help tie already birthed quilts).

The Guild will provide the paper goods and plastic ware for the pitch-in. Lots of people come for the day, sewing, chatting, sharing food, and having tons of fun—but feel free to come and help for whatever time period you can. It takes lots of hands to make a charity quilt!

Although you do not have to purchase a t-shirt to attend one of the Quilt-Ins, some beautiful t-shirts in heather red are available to help you commemorate the event. Please order yours at the February Guild meetings. T-shirts in sizes S-XL are \$10; t-shirts in sizes 2X and 3X are \$11. You must pay when ordering the t-shirt, and it will be delivered to you in March.

Quilt-Ins will be held at the following locations:

**Location:** Indianapolis Senior Center, 700 E. Michigan Street, Indianapolis



**Host:** Dallas Reed

**Location:** Friedens United Church of Christ, 8300 South Meridian Street, Indianapolis

**Host:** Diane Billiard

**Location:** St. Joan of Arc, Doyle Hall, 4217 N. Central Avenue, Indianapolis

**Hosts:** Sonia Brown & Nancy Jo Clapp



## Paula Nadelstern Continued

My family's living arrangement in an urban environment created similar considerations which, unwittingly, I resolved in much the same way. For over twenty years, my work space in our two bedroom apartment was the forty-inch round kitchen table. A long distance view, alternate space, or not making quilts were not options. I believe this reality merged with my personality and passion for fabric in shaping the direction of my kaleidoscopic piecework, causing me to rely on intricate detail and inherent symmetry, and to invent a shape that makes the most of limited space. My block style method is based on a pie-slice section.

Until I met quilts, I thought I was creative but not talented. To find something you love to do is a gift. To achieve recognition for it is a miracle. Whenever I got overwhelmed by a longing for functional space, complete with a door I could close, I tried to remember this.

Lives change shape. In 2003, the second bedroom of our apartment was transformed into a studio.

My quilts have been exhibited internationally, in solo exhibits mounted at the Museum of the American Quilters Society, at the Houston International Quilt Festival, and in Japan, as well as featured in television shows, online websites, books and magazines. One quilt was included in the "Twentieth Century's 100 Best American Quilts" exhibit. I travel extensively teaching the kaleidoscopic quilt-making techniques and design concepts explored in my books, *Kaleidoscopes & Quilts*, *Snowflakes & Quilts* and *Puzzle Quilts: Simple Blocks, Complex Fabric*. A recipient of fellowships from the New York Foundation for the Arts in 1995 and 2001 and from the Bronx Council on the Arts in 1996, I design textile prints exclusively for Benartex, Inc. You can visit my website at [www.paulanadelstern.com](http://www.paulanadelstern.com)

There are a few spaces left for Paula's Friday Workshop; "Needlestars". Paula's Saturday workshop, "Puzzlequilt" is full but you can place your name on a waiting list.



## QUILTERS GUILD OF INDIANAPOLIS

### 2011 LECTURES and WORKSHOPS

Date	Event	Speaker/Instructor	Details
February 10	Lecture		Charity Quilts and Guild Birthday Party
March 10	Lecture	Paula Nadlestern	Symmetry and Surprise: The Kaleidoscope of Design Inspiration
March 11 & 12	Workshop	Paula Nadlestern	Friday Workshop: Needlestars Saturday Workshop: Puzzle Quilt Website: <a href="http://www.paulanadlestern.com">www.paulanadlestern.com</a>
April 14	Lecture	Kaye England	Voices of the Past: Women's History in Patchwork Website: <a href="http://www.kayeengland.com">www.kayeengland.com</a>
May 12	Lecture	Pam Bono	Trunk Show Website: <a href="http://www.pambonodesigns.com">www.pambonodesigns.com</a>
May 13 & 14	Workshop	Pam Bono	Friday Workshop: Rose Bud Path Saturday Workshop: Colorado Star
June 9	Lecture	Sue Spargo	Trunk Show Website: <a href="http://www.suespargo.com">www.suespargo.com</a>
June 10 & 11	Workshop	Sue Spargo	Friday Workshop: Sew Your Seeds Needlecase Saturday Workshop: Bird in a Tree (Altered Texture)
July 14	Lecture		Dine In / Pitch Out
August 11	Lecture	Susan Cleveland	My Eclectic Quilt Pageant
August 12 & 13	Workshops	Susan Cleveland	Friday Workshop: Piping Hot Binding Saturday Workshop: Piping Hot Curves Website: <a href="http://www.piecesbewithyou.com">www.piecesbewithyou.com</a>
September 8	Lecture	Flavin Glover	A Progressive View of Log Cabin Design Website: <a href="http://www.flavinglover.com">www.flavinglover.com</a>
September 9 & 10	Workshops	Flavin Glover	Friday Workshop: Colorful and Creative Log Cabin Diamonds Saturday Workshop: Innovative Courthouse Steps
October 13	Lecture	QGI Members	Mini Workshops
November 10	Lecture		Quilt Show Report
December 1	Lecture		Christmas Party

## Quilt Show Update

I am delighted to tell you that we now have a full committee and everyone is hard at work. Be sure to visit with the committee members at the table at the general meeting. Selected members will attend QGIN and OTLB as they are available. If you have any questions or want more information about any part of the show or about volunteering at the show, please feel free to contact me by phone or email (317-873-4055 –H; 317-627-7806 – C; carol.victory@yahoo.com)

The Gaming Commission has approved our request for the opportunity quilt so this month we will be presenting the quilt at all three meetings and giving everyone the opportunity to pick up tickets to sell to your friends, families, co-workers and anyone you can think of. I think you will agree with me when you see the quilt that it is striking. Thanks so much to the Brick Street Babes, Cathy Franks and Barbara Carr for working on the quilt. The income from the opportunity quilt provides funds to support the programs (speakers, workshops, charity quilts, etc.) of our guild. If you are unable to attend a meeting, please contact Lorelei Campbell or Debbie Goold to make arrangements to pick up tickets. If you are a member of another guild or know of a location where we could display the quilt and sell tickets, please contact Lorelei and Debbie to make arrangements.

*Carol Victory*

## NQA News

Share your favorite NQA memory...and be entered to win a small prize from *The Quilting Quarterly*. ....The only criteria is that the memory must relate to quilting and NQA. We're planning to share your memories in a future issue. Please limit your submission to 100 words or less. Send to editor@nqaquilts.org. Include your full name, city and state. Deadline...March 1, 2011. Complete details are on Page 3 of the Winter 2010 issue of quilting quarterly.

Contact Barbara Polston, Editor, at editor@nqaquilts.org or phone 480-961-5177 (Phoenix, Arizona.)

## Newsletter Deadlines

All material for publication in the newsletter must be received no later than the 15th of the month prior to following month's publication (i.e.: November 15th for the December newsletter).

Please email submissions to Jennifer Metz at jmetz11759@yahoo.com

Select Sewing Service

Proud dealers of

**PFAFF**

baby lock

FOR THE LOVE OF SEWING

Indy Quilt Guild Members receive 10% off all notions and accessories at both store locations!!

**Join us for a class or club!!**

- Monthly Clubs, Quilting Classes
- Special Guest Teachers and Creative Classes

2 Indy Locations

North  
Keystone & 65th St. 255-6332

West  
Rockville & Raceway Rd. 271-5648

www.selectsewingservice.com



## THE ROVING REPORTER

By *Carol Victory*


This month the Roving Reporter interviewed Cathy Franks, a QGI member and a nationally and internationally known longarm quilter who has won numerous awards.

Cathy has been quilting for 30+ years and has been a longarm quilter since 1993. Her quilts and her quilting have been featured in numerous quilting magazines both in the United States and abroad. She has appeared on Quilt Central, Linda's Longarm Quilting, the Quilt Show with Alex Anderson and Ricky Timms and Quilt It with Jody Davis. She has taught at the International Quilt Festival in Houston, Road to California, the AQS Show in Paducah and many other shows.

Cathy generously agreed to quilt our guild's opportunity quilt this year. Wait until you see it! Be sure to visit her website (<http://www.cathyfranks.com/index.html>) to see her work.




Cathy in Her Studio



Ironing in the Studio

**QUILTERS GUILD OF INDIANAPOLIS NORTH  
2011 PROGRAMS**

Date	Speaker/Instructor	Details
February 4	Cindy Gerner	How to Teach a Redneck to Quilt
March 4	Cathy Franks	Where Did I Get That Idea?
April 1	Daren Redman	Introduction to Indigo Dyeing and Shibori
May 6		Make and Take
June 3	Sherry McConnell	What if I Tried it This Way?
August 5	Lydia Stout	What is New on the Market
September 2	Beekeeper	Bees (mini groups)
October 7	Julie Wheeler	History of Quilts
November 4	Jennifer Titus	How to Use a Quilter's Calculator
December 2	Christmas Party Comedian Clara Trusty	Comedian, Food and Fun



**OUT TO LUNCH BUNCH  
2011 PROGRAMS**

Date	Speaker/Instructor	Details
February 24	Clara Trusty Comedian	Unique Recycling
March 24		Tying Quilts



**We Moved to**

9840 N. Michigan Road (317) 757-8340  
Carmel, IN 46032  
www.quiltquarters.com  
1/4 Mile North of 465 on Michigan Rd,  
Exit 27

**Over 6000 Bolts of Fabric, Books & Patterns**

**Join Us for Classes & Clubs**

**Patchwork Pals meets the 4th Monday of month**

-highlights quilting patterns & techniques-

**Sewing Circle/Embroidery Club meets the 3rd Sat**

-covers all sewing topics: garment, home dec, etc-

Authorized BERNINA dealer for  
Sales & Service

**BERNINA<sup>+</sup>**

**NQA on Facebook:**

The NQA has a page on Facebook and it's a great way to be the first to receive announcements about upcoming events and other activity within the NQA.

There is no cost to view the content on the NQA page and you can use the remainder of the Facebook site as you wish.

Website address is: [www.facebook.com](http://www.facebook.com) (in the search box, type National Quilting Association).

You can also use Facebook to contact NQA Board and Committee Members if you have a question, have a suggestion, or just want to share a comment.

## QUILTERS GUILD OF INDIANAPOLIS NORTH GUILD MINUTES

January 7, 2011

Respectfully Submitted by *Ann Slabaugh, Secretary*

Jo Kidwell opened the meeting with a welcome to the group. She explained that if the Prime Life Center was closed due to inclement weather it would be announced on Channel 8. There were no visitors with us today.

### Announcements

- Jennifer Fulton – our new president of the Guild for the coming year was thankful that the ladies were able to make it today despite the snow. In *Bits & Pieces* she will be issuing a Challenge to the Guild on a bi-monthly basis starting in January. Completed challenge quilts should be brought to the February meeting. Jennifer hopes that these quilts will also be entered in our quilt show.
- Carol Victory – Quilt Show Chair – thanked the guild members for the items that have been donated for the freebies that will be given at the Quilt Show. She announced that the quilt for the show raffle is completed and it is fabulous. She still needs a volunteer to chair the Food Court.
- Acting as Stephanie Brokaw – Carol announced that next month will be the last month to bring in your triangles.
- Terry Lichtenfelt – Chair of the Quilt Auction announced that she needs quilts for the small quilt auction. The quilts should be anywhere from 5” x 7” up to 25” square. Or any small size will do.
- Alice Martina-Smith reminded the group that the first annual spring retreat would be held on March 11, 12 & 13 at the Ft. Benjamin Harrison Inn.
- Nancy Clapp announced that approximately 250 hats were made and given out before Christmas. If any member was aware of any needy areas or soup kitchens, please feel free to donate hats to those groups. She just asked that the donations be documented with her so that accurate records can be kept for the guild.
- Jo Kidwell told the group that, starting in February, charity quilt workshops will be added to the end of the meetings. Lessons on tying will be explained and taught. She also told the group that the Prime Life Center closes at 4:30 p.m. so the charity work would only be for an hour or so. She hopes that there will be interest in participating.
- Karen Warrington - is in charge of the Block of the Month for the Main Meeting. The directions in the *Bits & Pieces* are not correct. The correct information is available in an additional handout.

- Quilt of Valor – Barbara Rainwater showed the members the quilt that the Fit To Bee Tied bee group made. She credited Janet Scott as the force behind the quilt, and indicated that many of the bee members participated in making blocks for the quilt. Ruth Middleton did the quilting.
- Quilters Tip of the Month – Ruth Middleton presented a salad spinner and told the group that it can be easily used to spin dry fat quarters. She no longer uses hers for salads!
- Block of the Month – Terry Lichtenfelt and Margaret Duke told the group that there were 19 basket blocks turned in this month and they were on the display wall in the back of the room. Martha Roblee won the blocks this month.
- The Snail’s Trail has been selected for next month. Terry gave us several reasons why she chose this block and where on the web the directions came from.
- Mystery Quilt – Ruth Middleton talked with the group about the new mystery quilt. She told us that next month we just had to present our fabric selections for the quilt. Each person must check in and show that the first step has been completed before she will give out the next step. In other words, you can’t wait to see what the quilt is going to look like before you try it. That defeats the purpose of a mystery quilt. There will be prizes.
- Show and Tell – Lorelei Campbell explained the rules for giving charms for this activity. Nine ladies presented their quilts for display.

### Program

Terri Gunn, owner of Quilt Quarters, gave a slide presentation on “How To Care For Your Sewing Machine.” She provided information about directions to her new quarters at 9840 N. Michigan Road. She told the group that she is still unpacking boxes. Terri gave detailed information on feed dogs, bobbins, thread and sewing machine tension. She told us to NOT use the canned air to clean out our machines. It just packs the “fuzz” further into the machine. She also said that we should use sewing machine oil and NOT WD40. The WD40 oil is too heavy for sewing machines. Purchase oil specifically for sewing machine use. If a person is having difficulty with their sewing machine, she suggested that we try these trouble shooting tips: re-thread the machine, check that the needle is inserted properly, and finally, check for thread weakness.

Thank you, Terri for the important information that you provided us today.

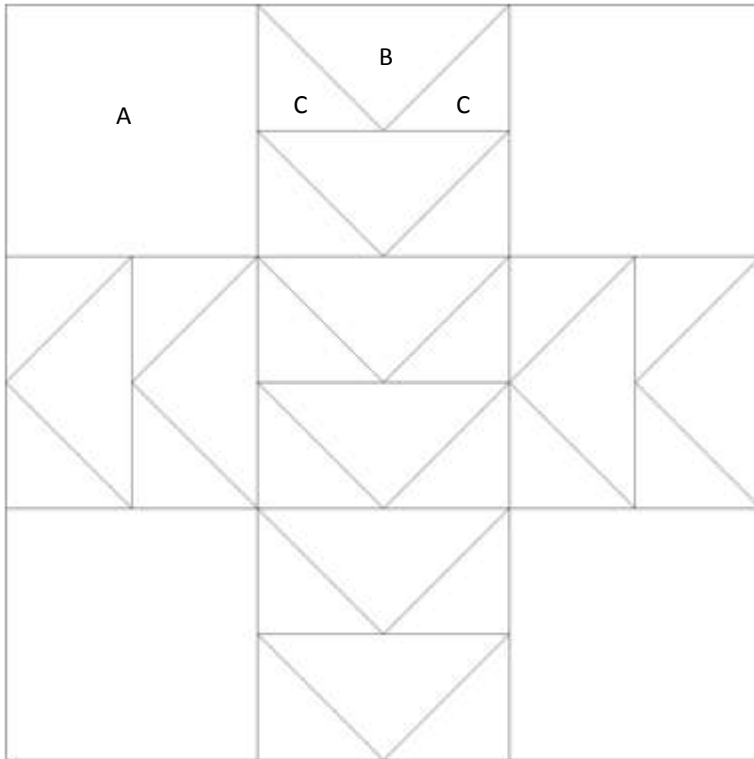
Hospitality - Elizabeth Meek, Lois Vincent and Susie Walden – announced that we had 63 people in attendance today with 42 of those being 50 years old or older. \$56.00 was donated to the Prime Life Center for the use of their facilities.

Door Prizes – Sharon Bassler and Maridean Carrington called numbers for five different door prizes.

## March Block of the Month

### The Geese are coming!!

12" finished block



### Colours

A & B – should be the same fabric, take your inspiration from bright spring colours.

C – light creams, kona snow or light shirtings .

### Cutting

Spring Bright

4 units 4.5" square

10 units 4.5" x 2.5" rectangle

Lights, creams etc

C. 20 units 2.5" square

### **Construction - How to make quick Flying Geese**


On the back of square C draw a diagonal line.

Place square C directly on the left half of the rectangle B, right sides together and the diagonal line going from top right to bottom left.

Sew along this line. Trim off the excess fabric, above the sewing, and press to the outer triangle.

Repeat with another square on the opposite end.

If you want a speed piecing method for flying geese check this link on Quilter's Cache :-<http://quilterscache.com/H/Howtomakegeese.html>



## Have You Done Your Share?

By: Pam Durant

Quilting in America™ 2010 survey has been published, in case you didn't hear, the Survey says:

- \* 16.38 million households participate in quilting
- \* Quilting households spent an average of \$210 on quilting
- \* The average yearly expenditure among *all* quilting households is up a healthy 27%
- \* There are about 21 million quilters, of these 6.2 are considered dedicated quilters
- \* The “dedicated quilter” (DQer) spends \$2, 443 a year on quilting supplies, a total of 2.5 billion
- \* The average age of DQers is 62, and they have been quilting for 16 yrs
- \* 72% of DQers attended college
- \* A DQer has an average \$8,542 worth of quilting tools and supplies
- \* A DQer has \$3.677 worth of fabric, buying 93.6 yards in 2010
- \* A DQer has an average of 2.4 sewing machines
- \* A DQer subscribes to or buys 4.4 quilt magazines a month
- \* 73% of DQers regularly access the internet , spending 2 hours a week at quilt sites



## Upcoming Quilt Shows

**Bloomington ... Mar 03—Mar 05, 2011**

### Indiana Heritage Quilt Show

Presented by: Indiana Heritage Quilt Show

Location: Bloomington Convention Center  
302 S. College Ave, Bloomington, IN 47404

Contact: Laura Newton

PO Box 6751, Bloomington, IN 47407

812-391-0009, email:

[laura@visitbloomington.com](mailto:laura@visitbloomington.com)

website: [www.ihqs.org](http://www.ihqs.org)

Show Times: Thur. & Fri. 9 to 6, Sat 9 to 5

Admission \$7 per day or \$15 for 3 day pass; \$2 for ages 7-12

**Schererville ... Mar 18—Mar 19, 2011**

### 21st Annual Gathering of Quilters

Presented by Heritage Quilters of Crown Point

Location: Patrician Banquet Center

410 E. US Hwy 30, Schererville, IN 46375

Contact: Karen Scott

12257 Williams Court, Crown Point, IN 46307

219-226-0236, email: [krcott50@comcast.net](mailto:krcott50@comcast.net)

website: [www.heritagequilters.com](http://www.heritagequilters.com)

Juried/judged show entries close 11/18/10, “Just

Imagine” quilt challenge close 3/16/11, CASH

PRIZES, two renown guest speakers, 35 vendors,

American Girl clothes & doll raffle, silent auction,

Fri. evening champagne reception (pre-registration

required), hotel blocks reserved, see [www. Herit-](http://www.Heritagequilter.com)

[agequilter.com](http://www.Heritagequilter.com) or [www.southshorecv.com/quilt](http://www.southshorecv.com/quilt)

for entry forms/registration/accommodations/

prices/times.



### Sew Much More



8701 Southeastern Ave  
Indianapolis, IN 46239  
317-862-5739


Hours:  
TU-FRI 10 am-5 pm  
SAT 10 am-3 pm

Quality quilting cottons, patterns and notions.  
Full line of Floriani machine embroidery thread,  
stabilizers and software  
Superior Thread - Rainbows, The Bottom Line,  
So-Finel and Masterpiece  
Tutto sewing machine luggage  
Classes

10% discount on non-sale items for QGI members

[www.sewmuchmoredb.com](http://www.sewmuchmoredb.com)

**FLORIANI**  
EMBROIDERY  
Sewing & Quilting Products





## February Birthdays

Karen Stringham	Feb 2
Elda Hiland	Feb 9
Gail Folaron	Feb 9
Mary Beth Riner	Feb 9
Cindy Clayton	Feb 13
Deborah Eades	Feb 13
Daine Schirm	Feb 14
Kay Kingsley	Feb 14
Ruth Middleton	Feb 14
Pat James	Feb 15
Laurie Gordon	Feb 16
Betty Bowers	Feb 19
Connie Lancaster	Feb 19
Joyce Willits	Feb 19
Sheri Hohman	Feb 19
Dianah Miller	Feb 21
Jackie Kuntz	Feb 22
Laura Welklin	Feb 23
Martha Heazeltine	Feb 23
Carolyn Shay	Feb 23
Lilly Rohlman	Feb 24
Susan Gerbig	Feb 24
Kathy Shain	Feb 24
Susan Marko	Feb 26
Brenda Weaver	Feb 27
Riley Toon	Feb 28



## The Bee-Attitudes or How Should I “Bee” in a “Bee?”

Whenever a group of women are together, it’s possible someone will get a bee in their bonnet. In our guild, we would like our members to be, well, honey bees. How can we work together to make our time more enjoyable? Here is a list of things I like to call the bee-attitudes:

- Bee kind
- Bee considerate
- Bee helpful
- Bee concerned
- Bee patient
- Bee forgiving
- Bee cooperative
- Bee encouraging
- Bee friendly
- Bee a good listener

I’m sure you can add to the list by thinking of ways to treat others courteously. If in doubt, remember the Golden “Honey” Rule: Treat others the way you want to be treated. It’s a great way to make your bee, and the guild, run as smooth as honey! If you have any questions about bees, or would like to join a bee, please contact me.

Joanna Wright / 228.9149 / thewrightwords@att.net

*Sarah's Machine Quilting*  
Sales & Service

**HINTERBERG DESIGN**  
Machine Quilting Frames

**NOLTING®**  
765-779-4400  
By Appointment  
5308 N. Mechanicsburg Road  
Middletown, Indiana 47356  
www.gardenschools.com/smq

*Nikki's* Custom Quilting  
Gammill  
Statler Stitcher

Nikki Giltner  
4339 Hillcrest Drive  
Osgood, IN 47037  
C (317) 402-5333  
www.nikkiscustomquilting.com

## Can You Complete Your Class Project?

By Jennifer Fulton

The Program Committee is offering a free workshop in exchange for a completed project.

Here are the particulars:

- attend one of the workshops offered by the Guild in 2011
- complete the project presented at the workshop (if a quilt or wall hanging, it must be finished and bound; if a garment, it must be wearable; if a technique was taught, complete a project utilizing this technique)
- bring it to a Guild meeting for Show and Tell

Each time you present an item as described above, your name will be recorded (limit one entry per class though). At the January 2012 meeting a name will be drawn from the collected names and that person will win a free one day workshop in 2012.

## Stitched-The Documentary


By: Pam Durant

Stitched is a documentary that follows three art quilters as they race to complete pieces for the International Quilt Show in Houston. In this one-hour film, influential artists battle health issues and juggle their careers as they try to finish their entries.

Each of these artists caused a stir in the quilting world. Caryl Bryer Fallert used a sewing machine instead of making quilts by hand. Hollis Chatelain painted her quilts. And Randall Cook's work depicts male nudes. Will Caryl, Hollis or Randall win Best of Show in 2010?

You can get see a trailer for the film at <http://www.frame1media.com/>. You can also see it on YouTube. <http://www.youtube.com/watch?v=kYLp54u-8qQ> YouTube also has clips of the actual winner Sharon Schamber showing off her latest prize winner.

In another clip you can see footage of her working on that quilt. While there you can check out many other informative videos from Sharon Schamber.



## Friendship Triangle Exchange

Have you turned in your packets yet? February is the last month to turn in your sets of triangles for the exchange!

I bet we'll have a couple of snow days this month so, if time has gotten away from you maybe you'll get an extra day or two to catch up! Wouldn't that be a great way to spend a snowy afternoon?

Please place all your packets into a larger Ziploc type bag when you turn them in as we will use it to return them to you. And, if you can help us at a "sorting" party we would love some more hands for that. Give me a call or email me at: Stephanie Brokaw, 797-2690 or [stbrokaw@yahoo.com](mailto:stbrokaw@yahoo.com).

### Experts in Retirement Living & Senior Healthcare

#### Our Services Include:

- Garden Homes
- Assisted Living Apartments
- New Energy Wellness
- Moving Forward Rehabilitation
- Auguste's Cottage Memory Care
- Long-Term Care
- Skilled Nursing Services
- Respite Care
- Hospice Care

American Senior Communities is proud to service 23 locations in the greater Indianapolis area. To find a location near you, visit our website at [www.AmericanSrCommunities.com](http://www.AmericanSrCommunities.com).



## Workshops Are Fun!

*By Pam Durant*

In January Sue Nickels and her sister Pat Holly treated QGI to one of those amazing lectures at our evening meetings that remind you why you joined the guild. Both are prize winning quilters, and have the great ability to work together to create amazing quilts. They don't seem to worry about "who gets this one", or who did more. Although Sue did most of the talking, they usually lecture separately, and genuinely appreciated the chance to get to teach together.

They gave two workshops, and gave all attendees more chances to look up close at the many quilts they brought with them from Michigan. Friday the focus was on machine quilting techniques. The room was full of women hungry to improve their skills. We all went home inspired to get better, our brains full of ideas, wishing our muscles would cooperate to do work more comparable to Sue and Pat.

Saturday's workshop was a little more relaxed for me, and another great fun day. The focus this time was on machine quilting techniques. I was impressed by the fact that the ladies could go around the room and help everyone with their own machine and their own problems. Come to find out they were impressed with our guild, and told us that we will be the guild that they compare others to in the future, that we treated them right. Cudos to Judy and the workshop committee for doing so many things great!



Sue's Quilt



Pat's Miniature Quilt



Hard at Work



Happily Stitching

**QGI WORKSHOP REGISTRATION**

Workshops at St. Luke’s Methodist Church (100 W 86th Street, Indianapolis, IN) 9:30 AM-4:00 PM  
QGI Members: \$25 half-day; \$40 full day; Non-members: \$35 / \$55

**NAME** \_\_\_\_\_  
**ADDRESS** \_\_\_\_\_  
**PHONE(s)** \_\_\_\_\_ **E-MAIL** \_\_\_\_\_

DATE	WORKSHOP NAME / SPEAKER	AMOUNT	CK # or CASH

Workshop fees are NOT refundable. To receive a class confirmation and a supply list, please provide either an e-mail or street address. **Send completed form and check made out to “QGI” then send to:**

Address for QGI:  
Workshop Registration  
P. O. Box 50345  
Indianapolis, IN 46250

**QGI WORKSHOP REGISTRATION**

Workshops at St. Luke’s Methodist Church (100 W 86th Street, Indianapolis, IN ) 9:30 AM-4:00 PM  
QGI Members: \$25 half-day; \$40 full day; Non-members: \$35 / \$55

**NAME** \_\_\_\_\_  
**ADDRESS** \_\_\_\_\_  
**PHONE(s)** \_\_\_\_\_ **E-MAIL** \_\_\_\_\_

DATE	WORKSHOP NAME / SPEAKER	AMOUNT	CK # or CASH

Workshop fees are NOT refundable. To receive a class confirmation and a supply list, please provide either an e-

Address for QGI:  
Workshop Registration  
P. O. Box 50345  
Indianapolis, IN 46250