

QUILTERS GUILD OF INDIANAPOLIS **BITS & PIECES** QUILTERS GUILD OF INDIANAPOLIS

Volume 33, ISSUE 7

July 2011

www.quiltguildindy.net

**QGI Monthly Meeting Schedule**

- **General Meeting:**  
2nd Thursday Monthly,  
7:00 pm  
Second Presbyterian Church  
7700 N. Meridian Street  
Indianapolis, IN
- **QGI North:**  
1st Friday Monthly,  
1:00—3:00pm  
Primelife Enrichment Ctr.  
1078 3rd Ave. S. W.  
Carmel, IN
- **Out to Lunch Bunch:**  
4th Thursday Monthly,  
11:00am  
(except Nov. & Dec.)  
Jonathan Byrd Cafeteria  
I-65 South, Exit #99  
Greenwood, IN
- **Charity Quilts:**  
3rd Thursday Monthly,  
9:30am—3:00pm  
N United Methodist Church  
NW corner of 38th & Meridian  
(bring your own lunch)

**Ice Cream Social**

At the General meeting on July 14th, we will hold our annual Dine In-Pitch Out. This year, the Dine In will be a traditional ice-cream social, with ice cream for everyone, and lots of fun games and activities! The “pitch-out” part of the evening is a member’s-only garage sale. If you have extra quilting supplies, fabric, and related items you wish to sell, call (855-7399) or email Lorelei Campbell (loraleijc@gmail.com) before July 7th to reserve space so we can make sure we have enough tables available for everyone.



**Coming in August -Susan Cleveland**


Susan’s enthusiasm for quilting is said to be contagious! Students enjoy her upbeat attitude, well-written instructions, and one-on-one attention included in every workshop. Her quilts have been shown in international-level competitions since 1997 and have received many awards. Judges comment on her fine workmanship and appreciate her original style. She bases her designs on traditional patterns then adds specialty threads, prairie points, piping, and great binding techniques. Susan is inventor of the Groovin’ Piping Trimming Tool which is used to trim piping seam allowances and inventor of the Prairie Pointer pressing tool. She is proud to have been named 2010 Minnesota Quilter of the Year!



Susan lives on 70 acres in southeastern Minnesota with her husband, 2 dogs, and a cat. Her two incredibly smart, talented children are in college.

**INSIDE THIS ISSUE:**

President’s Corner	2
President’s Challenge	5
QGI Lectures and Workshops	4
QGIN Minutes	8
Block of the Month	9
Roving Reporter	11
OTLB Minutes	12





*President's Corner*  
*A Message from*  
*Jennifer Fulton*

**The Tie That Binds**

Recently, I returned from an out-of-town wedding. Weddings for me are a time to reflect on love and marriage and what they both mean to me.

Love, I think, is not a miracle, a fairy tale, or a happy accident. For me, it's a choice. I could have chosen someone else to marry, but I didn't. I could have chosen to stay single all my life, but I didn't. I chose to marry, and the person I chose was Scott. My love for my husband Scott is expressed everyday by the choices I make—some good, some bad, and some just plain stupid. Lucky for me, Scott *chooses* to love me through good choices and bad. Everyday his love for me binds me to him as stitching binds together the pieces of a quilt.

Just as my everyday choices are an expression of my love for Scott and Katerina, my quilting is an expression of my love for friends and family. Each quilt I create is the end result of choices that I make throughout the quilting process. When making each choice, I keep in mind the person for whom I'm making the quilt because, for me, each decision is an act of love towards that person. Even if I'm piecing a charity quilt top, I still try to imagine the person for whom the quilt is destined—because in the end, I want them to feel the loving decisions with which the quilt was made.

Love is not perfect, and neither is my quilting. Sometimes my quilting choices are good, sometimes they are bad, and sometimes they are just plain stupid <grin>. But somehow the end result is always rewarding, if for no other reason than the simple fact that, whatever decisions I made along the way, I made them with love.

**Cathy Franks Quilting & Design**

CATHY FRANKS - Owner  
Finish Them In Your Lifetime

145 Maple Crest Drive  
Carmel, IN 46033  
(317) 571-9505  
cathyfranks@indy.rr.com

Machine Quilting  
Custom Quilt Design

www.cathyfranks.com



**LITTLE SCRAP QUILT SHOP**

*Colors to inspire. Time to Relax.*

*A Place to Create!*

*Providing for your quilting and sewing needs!*

Webster Plaza—4043 S. Webster, Kokomo 46902

765-450-4434 [littlecrapquilts@gmail.com](mailto:littlecrapquilts@gmail.com)

Find us on Facebook too!

Shop Hours:

Tues, Thurs & Fri 10-5, Wed 10-8, Sat 9-4



**Sarah's Machine Quilting**

Sales & Service

**HINTERBERG**  
DESIGN

Machine Quilting Frames

**NOLTING®**

765-779-4400

By Appointment

5308 N. Mechanicsburg Road  
Middletown, Indiana 47356

[www.gardenschools.com/smq](http://www.gardenschools.com/smq)

## A Member of Our Extended Quilting Family Needs Our Help

Most of you have heard about the horrific tornado that leveled much of Joplin, Missouri, but what you may not know is that the disaster has affected one of our own and her family. Judy Parker, the Program Chair last year, had traveled to Joplin in late May to visit her son Chris and her daughter-in-law Cheryl, and her three grandchildren. What should have been a wonderful family visit turned into something completely different on Sunday, May 22<sup>nd</sup>. As the tornado approached, they all crowded into a bathroom in the basement of Chris and Cheryl's home. Windows shattered, the house shook, and 30 seconds later, everything was gone—the house, the garage, and almost all of their belongings.

When it was deemed safe, the family crawled out of a basement window and found that their world had been turned upside-down. Even so, since they were all safe and sound, there was much to thank God for. The family stayed in a nearby church shelter until they could send the children to Cheryl's mother's home in Kansas. When they were allowed back to the house, they picked through the debris and found precious treasures—photos, wedding rings, and other irreplaceables. Again, the family felt that God was watching over them.

It's nearly impossible to imagine what it might be like to live through such a disaster, and to feel nearly helpless to do anything about it. But Judy is a dear friend of the Guild and a member of several bees. One of them, the Brick Street Babes, decided that impossible didn't matter. They would find a way to help their friend Judy and her family.

The idea of collecting things and trying to ship them to the family was dismissed when it was discovered that the family has no permanent home as yet. So it was decided that a monetary donation made the most sense, as Chris and Cheryl could then use the collected monies to purchase whatever they felt was most important for their family, or to pay for temporary housing. Yet with many banks destroyed, the Joplin infrastructure in disarray, and the process of contacting Judy or Chris tedious and difficult, even this simple gesture seemed almost impossible.

With the help of the kind people at Old National Bank in Zionsville, Indiana, who patiently listened to Judy's story and the difficulties in even contacting her and figuring out how best to help, Terry Lichtenfelt, a member of the Brick Street Babes, has established a "Special Fund Account for the Benefit of the Christopher G. Parker Family". The Fund will serve as a collection site for donations made by QGI members, and after a time, the monies collected will be sent to Chris when he has established a mailing address again.

The need is great for many of the people in Joplin, Missouri, but this is personal. This is our Judy and her family who is hurting.

If you would like to make a donation via check, follow these steps:

1. On the check, in the **Pay to the Order of** line, write **To Benefit Christopher G. Parker Family**
2. On the **Memo** line of the check, or on a separate paper included with the check, please write **Special Fund Account**
3. Mail your donation to:  
Old National Bank  
385 South Main Street  
Zionsville, IN 46077

If you would like to make a cash donation, please see Terry Lichtenfelt. Terry is also in charge of the Big Auction of Small Quilts at this year's Quilt Show, and she attends all three meetings, so I'm sure you already know her.

As Chris Parker wrote in an email, "The tornado forced us to start from 'square one' practically, and our minds and hearts are overwhelmed with all the basic decisions of life to make." Here is our chance to help a fellow quilter and her family, and to make life just a bit more bearable. On behalf of Chris Parker and his family, thank you for your consideration. Any questions you might have should be directed to Terry Lichtenfelt, 317.873.5624, [tslichtenfelt@gmail.com](mailto:tslichtenfelt@gmail.com).

## QUILTERS GUILD OF INDIANAPOLIS 2011 LECTURES and WORKSHOPS

Date	Lecture / Workshop	Speaker/ Instructor	Details
July 14	Lecture		Dine In / Pitch Out
August 11	Lecture	Susan Cleveland	My Eclectic Quilt Pageant
August 12 & 13	Workshops	Susan Cleveland	Friday Workshop: Piping Hot Binding Saturday Workshop: Prairie Point Pillow Website: <a href="http://www.piecesbewithyou.com">www.piecesbewithyou.com</a>
September 8	Lecture	Flavin Glover	A Progressive View of Log Cabin Design Website: <a href="http://www.flavinglover.com">www.flavinglover.com</a>
September 9 & 10	Workshops	Flavin Glover	Friday Workshop: Colorful and Creative Log Cabin Diamonds Saturday Workshop: Innovative Courthouse Steps
October 13	Lecture	QGI Members	Mini Workshops
November 10	Lecture		Quilt Show Report
December 1	Lecture		Christmas Party

## QUILTERS GUILD OF INDIANAPOLIS NORTH 2011 PROGRAMS

Date	Speaker/Instructor	Details
July	Pat Knoechel	
August 5	Lydia Stout	What is New on the Market
September 2	Beekeeper	Bees (mini groups)
October 7	Julie Wheeler	History of Quilts
November 4	Jennifer Titus	How to Use a Quilter's Calculator
December 2	Christmas Party Comedian Clara Trusty	Comedian, Food and Fun

## OUT TO LUNCH BUNCH 2011 PROGRAMS

Date	Speaker/Instructor	Details
July 28	Linda Gray	My Quilting Journey
August 24	Kaye England	
September 22	Lynn Hodge	Mailable Art
October 27	Caryl Schuetz	From Where it Starts to Where it Ends
November	No Meeting	
December	No Meeting	

## President's Challenge

By *Jennifer Fulton*

The next President's Challenge is in August, and I invite you all to try it, and to enter your creations in the Quilt Show. Let me remind you again that your entries do not have to have anything to do with racing, even though that's where I got my idea for this challenge. Just let your mind flow and see where it takes you!

To enter the August challenge, make something quilty that is at least 75% **black and white**, is inspired by some of these words **almost there**, **crossing the finish line**, and/or **winning**, and includes **curved piecing**

I invite you to include a short description with your entry (on an index card) describing your personal interpretation of the spark words and how they influenced your final creation. Bring your President's Challenge entry to any or all of the August Guild meetings for your chance to win a lovely charm!

The winners for the June challenge include:

QGIN--1st place--Margaret Duke, 2nd place--Barbara Hayes, 3rd place--Trish McComas, Honorable Mention--Alice Martina Smith

General—1st place—Alice Martina Smith, 2nd place—Mary Strinka, 3rd Place—Bonnie Bortrager

## President's Challenge Winners



1st Place QGIN—Margaret Duke



1st Place General —Alice Martina



2nd Place QGIN —Barbara Hayes



2nd Place General—Mary Strinka

## QUILT SHOW CHECKLIST

By: Carol Victory

The quilt show will be here before we know it so I thought it was a good time to list many of the opportunities guild members have to support the show. You are encouraged to participate many ways.

- Make a quilt for the Small Quilt Auction
- Sell tickets for the raffle quilt
- Sign up to volunteer for set up, hanging of quilts and at the show
- Bring food items for the food court
- Donate paper goods for the food court
- Gather paper grocery bags for the Mystery Bags
- Enter a quilt in the challenge “A Favorite Trip”
- Suggest places where the show can be advertised
- Volunteer to assist with the judging of quilts
- Donate items for the Raffle Baskets, Peony Shop and Mystery Bags
- Encourage a business contact to advertise in the Program Book
- Complete a quilt to hang in the show
- Volunteer to assist with the vendors at the show



### We Moved to

9840 N. Michigan Road (317) 757-8340  
Carmel, IN 46032  
www.quiltquarters.com  
1/4 Mile North of 465 on Michigan Rd,  
Exit 27

**Over 6000 Bolts of Fabric, Books & Patterns**

**Join Us for Classes & Clubs**

**Patchwork Pals meets the 4th Monday of month**

-highlights quilting patterns & techniques-

**Sewing Circle/Embroidery Club meets the 3rd Sat**

-covers all sewing topics: garment, home dec, etc-

Authorized BERNINA dealer for  
Sales & Service

# BERNINA<sup>+</sup>

### Event Calendar

By: Pam Durant

**July 13-16, 2011**

AQS Quilt Expo  
Knoxville Convention Center, Knoxville, TN  
www.americanquilter.com

**July 14-16, 2011**

Quilter's Hall of Fame Quilt Show  
Vendor Mall, classes. 926 S. Washington St. Marion, IN  
<http://www.quiltershalloffame.net/home>

**October 28-29, 2011**

QGI Quilt Show  
Belzer Middle School, Westfield, In  
<http://www.quiltguildindy.net>

## QUILTERS GUILD OF INDIANAPOLIS NORTH GUILD MINUTES

June 3, 2011

**Respectfully Submitted by:** *Ann Slabaugh, Secretary*

Jo Kidwell opened the meeting with a welcome to the group and asked if there were any visitors today. There were three visitors who joined us. There were also several birthday ladies present and the quilter's birthday song was sung.

### Announcements

Lois Vincent was coming home today after five long months in the hospital.

Alice Martina Smith told the group that the fall retreat would be in Columbus, IN at the Columbus Inn. Registration forms are now available.

Linda Rupp, who is the By-Laws Chairman, told us that there are some changes being suggested and that all members need to read the By-Laws and the suggested changes and then let the Board know their preferences.

Wanda Haneline announced that next month's charm squares will team up with the Block of the Month. If you brought charm squares today, they will be distributed after the meeting. Next month please bring twelve (12) three inch (3") squares with medium print in summery colors.

Ruth Middleton talked again about the Mystery Quilt. Kathy Yull was the winner of the prize for this month. Ruth went on to explain the directions for next month.

**Quilt Show** – Carol said that preparations are coming along nicely. Registration forms can be located on the web site. She told the group to fill out the entire form, otherwise she would be calling to get the information.

Terry showed the group some of the quilts being offered for the small quilt auction. She also said that the Brick Street Babes Bee had made finger pin cushions from bottle caps as well as yo-yo book marks.

Debbie Goold still has raffle tickets that can be sold, and Kay showed us the design for the Quilt Show T-Shirts and asked that folks interested in buying a t-shirt sign up so

that she would have some idea of how many shirts to order and what sizes. The Quilt Show is October 28 and 29, 2011.

Nancy Jo Clapp, who is in charge of knitted hats, told us that the tradition started at the church where we meet to make charity quilts. She found out that the church had a soup kitchen and thought it would be good to thank the church for our use, and encouraged the knitted hats. As it turns out, soup kitchens talk to one another and the next tradition of giving hats to needy individuals and organizations was begin.

**Minute Fact** – Debbie Goold reminded us that our guild is 33 years old. After the first year there were 61 members and they established customs and traditions which included: Programs, day groups and bees, baby quilts, show and tell, handmade name tags, donating a quilt book to the library, community service and charity, and Christmas ornament exchange. Since that first year workshops, retreats, charity quilts, Quilts of Valor, and Premie quilts have been added.

**Quilter's Tip of the Month** – Barbara Rainwater suggested that we check out office supply stores for the multi-tiered sorting bin which can be used to store many of our rulers. Also she reminded those of us who used to work in offices of the rubber fingers that work very well for pulling needles through difficult fabric. However, the small round rubber jar opener can also be used and one can cut a small circle out of it to also use for stubborn needles not wanting to go through fabric.

**Block of the Month** – Terry and Margaret told us that 20 Tall Ship blocks had been brought in today, and Marie Harris was the winner of those blocks. Janet Shotwell won the extra triangles and Mary Strenka won the 10 fish blocks.


Next month the block is an easy one called Squares within Squares 2.

**Program** – Jo Kidwell introduced our speaker today, Sherry McConnell, speaking on "What if I Did it This Way?" Sherry is from Anderson and is President of her Guild. She is also a pattern designer, tester, and quilter. She works for Benartex as a quilter and tester and she also serves as an editor and tester for Quilt Smart. Additionally, she reviews patterns, making any necessary corrections. She shared with us that, generally, the people who make the patterns to be given out for free usually do not sew.

## July Block of the Month

## Indiana Puzzle

12 inch finished

**Colors**

## Light Blue

1 unit 4 1/2" square

2 units 4 7/8" square

2 units 2-1/2" x 10"

## Medium/Dark Yellow or Gold

2 units 4 7/8" square

2 units 2 1/2" x 10"

**Construction**

To make half square triangles

Mark the back of the yellow squares with a line diagonally between two corners. Draw 2 more lines, one either side of the center line, 1/4" away, as shown. These are the sewing lines.




Sew

Cut apart

Place each yellow square right sides together with its matching blue 4 7/8" square. Sew along the sewing lines and then cut apart as shown. Press to the blue.

To make four 4 patches

Sew each 2 1/2" x 10" yellow strip to a blue strip, right sides facing. Press towards the blue. Then cut each double strip into four 2 1/2" sections. Sew these pieces



together in pairs to form four 4-patches as shown.



Finally, arrange the 4-patch units, the half-square triangles, and the blue 4 1/2" square as shown in the block. With right sides together sew the patches together to form rows and then sew the rows together to finish the block.

Campbell	Loralei	Aug	3
Stephen	Glenna	Aug	3
Dunnigan	Judy	Aug	4
Kreager	Arlette	Aug	8
McClure	Cyndy	Aug	9
Schmalz	Margaret	Aug	9
Drahman	Mary Ann	Aug	12
Johnson	Jan	Aug	12
Hauk	Kay	Aug	13
Petrie	Ann	Aug	13
Kantz	Jan	Aug	14
Niemiec	Patricia	Aug	14
Carvey	Catherine	Aug	15
Whittaker	Linda	Aug	15
Fulton	Katerina	Aug	16
Bagley	Jeanette	Aug	17
Miller	Katherine E.	Aug	18
Reaves	Anne	Aug	19
Weber	Francie	Aug	19
Friars	Kristy	Aug	20
Giczewski	Mary	Aug	20
Newberg	Jennifer	Aug	20
Stohler	Jayne	Aug	20
Parker	Judy	Aug	22
Dison	Linda K.	Aug	25
Atchison	Judy	Aug	26
Richardson	Becky	Aug	27
Snyder	Beverly	Aug	27
MacBain	Rita	Aug	28
Jackson	Hilda C.	Aug	29
Riggles	Lydia	Aug	29
Rivers	Eileen	Aug	29
Hayes	Barbara	Aug	30
Purciful	Cecelia	Aug	30
Morgan	Louise	Aug	31
Sederoff	Dana	Aug	31

# Happy Birthday

## Newsletter Advertising

If you would like to advertise in Bits and Pieces, please contact Carol Decker at 317-784-5205 or [deckercl@yahoo.com](mailto:deckercl@yahoo.com)

*Sarah's Machine Quilting*  
Sales & Service

**HINTERBERG DESIGN**  
Machine Quilting Frames

**NOLTING®**  
765-779-4400  
By Appointment  
5308 N. Mechanicsburg Road  
Middletown, Indiana 47356  
[www.gardenschools.com/smq](http://www.gardenschools.com/smq)

*Sew Much More*



Quality quilting cottons, patterns and notions  
Full line of Floriani machine embroidery thread,  
stabilizers and software  
Superior Thread - Rainbows, The Bottom Line,  
So-Finel and Masterpiece  
Tutto sewing machine luggage  
Classes

3701 Southeastern Ave  
Indianapolis, IN 46239  
317-862-5739  
Hours:  
TU-FRI 10 am-5 pm  
SAT 10 am-3 pm

10% discount on non-sale items for QGI members

[www.sewmuchmoredb.com](http://www.sewmuchmoredb.com)

**FLORIANI**  
EMBROIDERY  
Sewing & Quilting Products

## Experts in Retirement Living & Senior Healthcare

### Our Services Include:

- Garden Homes
- Assisted Living Apartments
- New Energy Wellness
- Moving Forward Rehabilitation
- Auguste's Cottage Memory Care
- Long-Term Care
- Skilled Nursing Services
- Respite Care
- Hospice Care

American Senior Communities is proud to service 23 locations in the greater Indianapolis area. To find a location near you, visit our website at [www.AmericanSrCommunities.com](http://www.AmericanSrCommunities.com).



[www.AmericanSrCommunities.com](http://www.AmericanSrCommunities.com)





### THE ROVING REPORTER

By *Carol Victory*

This month the Roving Reporter is pleased to introduce the Scrappers Bee to you.

The Scrappers has been in existence for almost 30 years. Linda Turner and Judy Pleiss are two of the original bee members. This bee enjoys working, eating and laughing together and supporting each other.

This bee has made many quilts that benefit others – a quilt for IWIN which supports breast cancer, a quilt for the Indiana Coalition against Domestic Violence. They also pieced a quilt in honor of the bicentennial of Abraham Lincoln’s birth. This quilt hangs in the museum room on the aircraft carrier USS Lincoln.

The Scrappers have made the ribbons for the past two quilt shows and are doing so again this year. Their creativity is always a pleasure to see.

Over the years the members of this bee have served the guild in many capacities. Five of their members are past presidents of QGI.



At Lunch



Smiling Faces



Hard at Work



Socializing

## Out to Lunch Bunch Minutes

May 26, 2011

Respectfully Submitted By: *Diane Billiard*

Many members were busy helping to hang their Show and Tell projects on the walls before the meeting.

After lunch, Alice and Dallas greeted 66 members and 5 guests to the May meeting.

Door prizes were given to Winona Eads, Pam Murdock, Lydia Riggles, Phyllis Jensen, B. J. Bullock, Barbara Young, Monica Santangelo and Jo Ann Gates.

### ANNOUNCEMENTS

The QGI June meeting will feature Sue Spargo with a trunk show of wool appliqué along with her upcoming workshops. Workshops are offered at reasonable fees with great instructors.

It is time again for the QGI July meeting including an ice cream social and quilter's garage sale. Everyone was reminded to RSVP for the event and to book a table if they want to sell items that evening.

Susan Cleveland will be the featured speaker at the August QGI meeting. She will be talking about Prairie Points Pillow and workshops on Piping Hot Bindings and Piping Hot Curves

Carol Victory, Quilt Show Chair reminded members that miniature quilts, Peony Shop donations, along with other donations will be accepted at each upcoming meeting for the Oct. 27-28 Quilt Show. Everyone is encouraged to sell 10 raffle tickets for the stunning quilt.

Jennifer Fulton discussed the by-law changes members will be voting on in a few months. Copies will be available at the next meeting and online.

QGI Nominating Committee is currently being formed. If anyone wants to be on the committee, see Jennifer Fulton

The Fall Retreat will again be in Columbus, IN on Sept. 16, 17 and 18<sup>th</sup>.

If you have never been to a QGI retreat, you are missing a great weekend. Reservations are now being taken for this fun and creative event.

Charity Quilts – Donna Huse is accepting 60 x80" quilts for boys 6 years and older at the Lutherwood Home.

Bits & Pieces newsletters - Everyone was reminded to recycle their newsletters if they were done reading them. The leftovers will go to the other two meetings and quilt shops around town. The newsletter is also available online.

Block of the Month – Pat James won 14 race theme quilt blocks. The June BOM will be a Butterfly.


### SPEAKER

Julie Wheeler, last year's OTLB chair, presented the History of Quilts. She gave a Powerpoint presentation describing quilting in China long before the birth of Christ and extending into the 15<sup>th</sup> century. In the middle ages, quilted pieces were made to go under armor for a more comfortable fit. Quilting has been part of our history for many centuries

## AQS News

### Torah Quilt Display and Lecture

June 3, 2011 through Mid August 2011



PADUCAH, Ky.– The National Quilt Museum is hosting a Torah Quilt Display entitled, "Sacred Patterns: Quilted Meditations on the 54 Torah Portions," The First Five Books of the Hebrew Bible. The quilts were made by Deborah Hagen from Austin, Texas, and will be on display June 3, 2011 through Mid August 2011.

The exhibit and lecture series are free in the Museum Gallery "This exceptional display at The National Quilt Museum, explores the depth and wonder of the Torah (the first five books of the Hebrew Bible) through the art of quilting,"

## 2011 QUILT SHOW FEATURED ARTIST

By: *Carol Victory*

The 2011 Quilt Show Committee is pleased to announce that Theresa Bowes is the featured artist for this show.

Theresa has been a QGI member since 1991. She was born in Ohio, spent seven years in Rhode Island as a child and moved to Indianapolis in 1966. She graduated from St. Agnes Academy in 1968.

She made her first quilt for her son in 1969. She is a self-taught quilter and enjoys piecing and hand appliqué. She uses the punch and stab method of hand quilting unless it is a whole cloth quilt; then she uses the "Perfect Stitch."

Theresa doesn't make up her patterns but doesn't use the colors shown on a pattern. She doesn't worry about "mistakes" – she just lets the fabric "tell" her where it wants to go. She sews on her Viking Designer 1 – her second Viking machine. She says she is "terrible" at machine quilting but does enjoy hand quilting on her custom-made solid cherry old fashioned trestle frame.

Theresa has made many quilts in different styles. She is an eclectic quilter. She has made two Dear Jane quilts – one of which was awarded first place in "Special or Mixed Technique" in the 2009 Quilt Show.

Please visit with Theresa at the show and enjoy her quilts that will be on display.



## President's Challenge Winners

### Continued



3rd Place General—Bonnie Borntreger



3rd Place QGIN—Trish McComas

### Newsletter Deadlines

All material for publication in the newsletter must be received no later than the 10th of the month prior to following month's publication (i.e.: November 10th for the December newsletter). Please email submissions to Jennifer Metz at [jmetz11759@yahoo.com](mailto:jmetz11759@yahoo.com)

Please join Susan K. Cleveland  
at Indianapolis Quilt Guild  
Friday and Saturday, August 12-13




### Prairie Point Pillow

Saturday, August 13th

Hands-on class with sewing machines

Learn to use heavy decorative thread through the needle to embellish prairie points, then make perfect prairie points, and use a variation of foundation piecing to accurately piece many prairie points into a 14" pillow. Piping and ric-rac finishing techniques included for a fabulous finish! Just a bit of homework is required.



### Piping Hot Binding Friday, August 12th

Hands-on class with sewing machines

Piped bindings add spark and a professional finish to any style piece. Every detail of perfect piping and binding will be covered in class with step-by-step live demos and printed instructions. Machine differences will be addressed so students will be successful with their own machines. Students work on their practice piece to achieve making perfect piping, preparing the quilt, applying binding, mitering corners, joining tails, and finishing for a show-quality back. Variations will be on display and discussed. Many major award-winners are using this technique to achieve stunning results.

Susan's quilts have won awards at 6 International Quilt Festivals in Houston and 4 AQS shows in Paducah. She has appeared on Simply Quilts, TheQuiltShow.com and other quilting shows to share her Piping Hot Binding and Piping Hot Curves techniques. Her distinctive work has appeared in Quilter's Newsletter magazine, the International Quilt Journal, American Quilter and several other major quilting magazines. Precision, threadwork, attention to detail, and outstanding workmanship make her work special.

She loves sharing tips for increasing accuracy and adding details to quilts and includes plenty of serious fun in every workshop!

[SusanCleveland@worldnet.att.net](mailto:SusanCleveland@worldnet.att.net) [www.PiecesBeWithYou.com](http://www.PiecesBeWithYou.com)



On the road again -  
 Just can't wait to get on the road again.  
 The life I love is quilting with my friends

And I can't wait to get on the road again.  
 On the road again.... (Willie Nelson)



Tying in with the “Favorite Journey” theme of our quilt show, the theme of the QGI Fall Retreat is “On the Road Again”. We will be journeying to the Holiday Inn and Conference Center just off of I-65 in Columbus IN. The retreat will be September 16, 17 and 18. The first 50 people to sign up will be able to join others in finishing entries for our show, learning to know other guild members, and having a good time. Registration forms are available from Bonnie Bortrager (general meeting) or Alice Martina Smith (OTLB and QGIN) and on the web site (look under “events”). \$50 will hold your place with the remainder (varies with occupancy/membership) due August 12. The cost of registration covers meals Friday evening, Saturday and Brunch on Sunday, your room for Friday and Saturday as well as “goody bag”, and door prizes. A vendor is being lined up to be “on the road” with us to provide inspiration, forgotten supplies and of course--fabric. A brochure will be provided to attendees in August give more information about a charity donation, a “raffle block”, time line and etc. The planning committee consists of: Bonnie Bortrager, Alice Martina Smith, Terry Lichtenfelt, Jennifer Fulton, Pat Wilser, Mary Strinka, Sandy Swircek, Bobbie Mennel, Pam Durant, and Alison Barker. Contact Bonnie if you have questions at [blbortrager@att.net](mailto:blbortrager@att.net) or 923-2380.



Spring Retreat Attendees



Kay Zahm

We hope YOU can join us on our “road trip”!

Here are some pictures from the Spring retreat to show all the fun we have!



Alison Barker

Select Sewing Service

Proud dealers of

**PFAFF**

(baby lock)  
FOR THE LOVE OF SEWING

*Indy Quilt Guild Members receive 10% off all notions and accessories at both store locations!*

**Join us for a class or club!!**

- Monthly Clubs, Quilting Classes
- Special Guest Teachers and Creative Classes

2 Indy Locations

North  
Keystone & 65th St. 255-6332

West  
Rockville & Raceway Rd. 271-5648

[www.selectsewing.com](http://www.selectsewing.com)



Alice Martina Smith

## Quilters Guild and Indiana State Museum 2011 Partnership

By: *Mary Strinka*



As you know, this year the Indiana State Museum has had a great exhibit “Frugal and Fancy: Indiana Quilts”, and the guild has had another successful partnership with the museum during this time.

We had about 25 guild members doing live demos on nine dates in March, April, and May. Museum visitors had a chance to see members doing hand piecing and quilting, machine piecing and quilting, working on preemie quilts, charity projects, and just about everything else that fits between the themes of frugal and fancy. Many visitors shared stories about quilts and quilters in their families, and many children had an opportunity to see the various steps involved in creating a quilt.

The capstone event of this year’s partnership was a two-day Quilt-In held at the Museum on May 21 and 22. About 22 of our members gave us a part of their Saturday and/or Sunday, working on quilts and guiding other museum visitors through the process. We didn’t have a large number of outside visitors, but the ones who stopped in were very interested in our group and its work, including three young gentlemen from Israel who spent about an hour with us. (Thanks for keeping them entertained, Brenda!) In the end, we sandwiched, pinned, stitched, turned and trimmed, and top-stitched about 35 quilts, and we had about 7 quilts completely tied. Thanks to many generous members who have volunteered to contribute tying or machine quilting on their own time, we will have a great batch of quilts ready for our charity recipients. At the July general meeting, we will have representatives from Lutheran Child and Family Services and The Villages, who will receive these donations and share a little bit about their services and clients.



The museum exhibit continues through July 17, so you still have a chance to see this wonderful selection from the museum’s large quilt collection. Good attendance at these types of exhibits will ensure that the museum will plan more in the future. Thanks to Kathryn Wooldridge and Catherine Carvey, who helped us to nurture this ongoing relationship.

This has been a great opportunity for the guild to reach out to lots of folks who otherwise wouldn’t know who we are and what we do. This year’s partnership has provided benefits to the guild, the museum and its visitors, and the community members we serve through our charity work.

**The Fussy Cut  
Quilt Shop**

- Creative Ideas
- Friendly Service
- Quality Fabrics

201 Bethel Avenue, Suite A-1  
Beech Grove, IN 46107  
317-786-9289  
[www.theFussyCut.com](http://www.theFussyCut.com)



# Quilter's Guild of Indianapolis Retreat

September 16, 17, 18, 2011

Holiday Inn and Conference Center

Columbus, Indiana

Come join us at the sixth annual Fall Retreat! At the retreat, you can sew on your own projects or one of several demos. The cost of the retreat includes meals for all three days, use of the sewing room and hotel facilities, and your choice of accommodations—single or double occupancy. This location is accessible to disabled persons.

The retreat is limited to 50 persons and is on a first-come, first-served basis, open to both members and non-members of the Quilters Guild of Indianapolis.

## Registration Information

To register, complete the information below and send a \$50.00 deposit check payable to QGI to the following address: Bonnie Borntreger, 2845 N. Medford Avenue, Indianapolis, Indiana 46222. The balance is due by August 12, 2011. If you must cancel after registering, please do so before August 1, 2011 to receive a full refund. You will receive a brochure in August which provides a map, description of activities, and a list of things you might want to bring. If you have any questions in the meantime, contact Bonnie at (317) 923-2380 or bborntreger@iglide.net.

Name \_\_\_\_\_

Address \_\_\_\_\_

City, State \_\_\_\_\_

Phone Number \_\_\_\_\_ e-mail \_\_\_\_\_

Room Preference (check one)

Double (QGI member \$200) \_\_\_\_\_

Double (non-member \$225) \_\_\_\_\_

Single (QGI member \$260) \_\_\_\_\_

Single (non-member \$285) \_\_\_\_\_

If booking a Double, please indicate roommate preference: \_\_\_\_\_

Do you have any special dietary needs? \_\_\_\_\_

## Payment Receipt For Your Records

Date Paid: \_\_\_\_\_ Amount Paid: \_\_\_\_\_

Check one: Paid by Check \_\_\_\_\_ Paid by Cash \_\_\_\_\_

Balance Due by August 12, 2011 Fall Quilting Retreat Sept 16- 18, 2011