

***QGI Monthly Meeting Schedule***

- **General Meeting:**  
2nd Thursday Monthly,  
7:00 pm  
Second Presbyterian Church  
7700 N. Meridian Street  
Indianapolis, IN
- **QGI North:**  
1st Friday Monthly,  
1:00—3:00pm  
Primelife Enrichment Ctr.  
1078 3rd Ave. S. W.  
Carmel, IN
- **Out to Lunch Bunch:**  
4th Thursday Monthly,  
11:00am  
(except Nov. & Dec.)  
Jonathan Byrd Cafeteria  
I-65 South, Exit #99  
Greenwood, IN
- **Charity Quilts:**  
3rd Thursday Monthly,  
9:30am—3:00pm  
N United Methodist Church  
NW corner of 38th & Meridian (bring your own lunch)

**INSIDE THIS ISSUE:**

President's Corner	2
President's Challenge	6
QGI Lectures and Workshops	4
QGIN Minutes	8
Block of the Month	9
Roving Reporter	11
OTLB Minutes	12

**Meet Nancy Odom**

Nancy will present a program to the Quilters Guild of Indianapolis on Thursday May 12, 2011 titled "Publication and Fabric Line Creation".

**Q: How old were you when you first learned to sew and how did you get started making quilts?**

A: When I was 15, I worked with a group on several quilts. I made my first quilt when I was 17.

**Q: Do you quilt with your children or grandchildren?**

A: Yes, I've quilted with daughter-in-law, and three of my daughters. I sew little projects with two of our granddaughters.

**Q: What is your favorite traditional quilt block or quilt pattern?**

A: I don't know if I have one favorite, but I do like to combine traditional blocks with applique.

**Q: What is your best quilting tip for beginners quilters?**

A: So many times our first quilting project is a bed size quilt. Bed quilts take more materials, space, and time. We can learn many of the same principals by starting small, maybe a crib size or throw size.

**Q: How many books and quilt patterns have you published?**

A: I have worked with C&T publishing on 5 books, self-published 14 books and lots of patterns.

**Continued on Page 3**



**Coming in June - Sue Spargo**

In June our speaker will be Sue Spargo. Sue will be facilitating two workshops. On Friday Sue will teach a Sew Your Seeds Needlecase and on Saturday the workshop will be Bird in a Tree altered texture techniques.

Sue was born in Zambia and later moved to England. The contrast of the two environments have greatly influenced her creations.

To learn more about Sue, see sample quilts and to view her blog, please visit her website [www.suespargo.com](http://www.suespargo.com).





## *President's Corner*

### *A Message from Jennifer Fulton*

#### **Time to Go Racing!**

Every May, I go racing. Because of my President's Challenge, you all know of my love of the Indy 500, but you may not know why I love it so much. When I first met my husband Scott, it was at a convention in Chicago. He lived in Oklahoma, and I lived here. We met in April, and he came to visit me that May. I'd managed to snag some good seats for the race which I hoped to impress him with. When I told him we were going to the Indy 500, he looked at me for a few moments and finally said, "Will it be loud?" Back then, tickets were very hard to come by, and fairly expensive. So I was naturally a bit taken back by Scott's lack of enthusiasm. Still, I managed to convince him that we should go without actually threatening to kill him <grin>.

We got there early so he could take in all the pageantry—the parade, the pace cars, the anthem, the military fly-by, and of course, the command, "Ladies and gentlemen, start your engines!" As soon as the cars started up and slowly made their way around the track for the warm up lap, I looked at Scott and saw a gigantic smile on his face. He was loaded down with lots of gizmos—a racing timer, police scanner (for listening in on pit crew conversations), radio, binoculars and such—and the combination of all those buttons, the crowd, the roar of the engines, and the sheer enormity of the place made him feel like a kid again. And I got the satisfaction of knowing I was right all along. <grin>

Going to the race is nothing like seeing it on television. The place, frankly, overwhelms the senses. I got the same sensation recently when visiting the IQS show in Cincinnati. I came in on the second floor, above the convention, which was visible below on both sides through enormous glass windows. There were so many vendors, quilts, and people walking around that it was

overwhelming. I felt like a kid at a candy store, and I actually clapped my hands in delight. This made Scott very happy to have taken me to see the Cincinnati show.

Scott enjoyed the Indy 500 partially because he had the tools he needed to get the most out of it. I enjoy shopping for the latest/greatest quilting tools because they're cool, but also because they make the process of creating quilts that much more fun. For me, racing is a lot like quilting. Like racing, quilting has a lot of history, and I enjoy making traditional quilts that link me to the quilters of the past. Like the Indy 500, quilters share a lot of traditions—such as quilting bees, quilt shows, and quilt Guilds. Just like racing, there are talented quilters that we admire and treat like rock stars when we meet them. When I return to the track this May (which happens to be the 100<sup>th</sup> anniversary of the race), I'll think about that first time I took Scott, and reflect on how my love of racing is similar to my love of quilting. Time to start my creative engines!

#### **May Program Change**

Pam Bono will not be joining us in May because her husband is having major surgery. I ask that everyone keeps Pam and her husband in their thoughts and prayers, and I hope that we will be able to reschedule her as a speaker in the future. Money that has already been paid for Pam Bono workshops can be used to book another workshop later in this year, or the money can be refunded for the scheduled workshops that were canceled. Stop by the Program table to let us know if you would prefer a refund, or if you would prefer to reschedule your class.



### Nancy Odom Continued

**Q: Do you have other hobbies and what are they?**

A: Needle punch, cooking, hiking with our family, and playing with our 12 grandchildren.

**Q: What kind of sewing machine do you use?**

A: I have a Bernina 1260 that I bought in 1997.

**Q: How many grocery store paper bags would your fabric stash fill?**

A: This is funny and not as much as you might think. We moved last year so I have a good idea, maybe 70-80 bags.

**Q: What new projects or lines of fabric are you working on?**

A: My newest fabric collection is Orchard Park was re-released in Jan/Feb. I am working on two new fabric collections and more patterns.

**Q: How many countries have you lectured in? What is your favorite country...outside of the USA, and why do you enjoy visiting it?**

A: I've been able to visit 5 countries. There is so much to love about each country, but the quilters are quilters mater what language you speak.

### OTLB and QGIN June 23 and 24 Programs

Pat Knoechel is coming to both QGIN and the OTLB in late June. On June 23rd she will be at OTLB in Greenwood (11:00 am for lunch until about 2:30), On June 24th she will be at QGIN in Carmel (1:00 until 3:00). You have two chances to hear her and can attend one or both meetings.

For those of you who don't know Pat, she is sister to Eleanor Burns. Eleanor is a fabulous quilter who is going to be inducted into the quilter's hall of fame in 2012. Pat is a marvelous quilter in her own right, with a fabric palette and color choices that are different than her sister's. Pat travels the country in the summer promoting Quilt in a Day books and patterns. This summer we will be hearing about a new book, *Radiant Star Quilts*, and several new patterns: *Star and Crosses*, *Apple Cake*, *A Better Star for All Seasons*, *Fabric Frenzy*, and *Diamond-Studded Courthouse*.

The June 24th program at QGIN will replace the normal July meeting.

Plan now to see Pat Knoechel in June!




*Radiant Star Quilt*



Add a floral stripe to the sides and corners to "brighten" Quilt in a Day's newest "Radiant Star". For another exciting look, "sparkle" the corners with small stars. The strip pieced diamonds can be cut with our new Bias Stripper in a "twinkle".

*Stars and Crosses*



This will be one of your favorite quilts when you see how quickly the 22" blocks go together from strips. There's no template, no inset seams, and no volcano! It is truly a delight.

## QUILTERS GUILD OF INDIANAPOLIS 2011 LECTURES and WORKSHOPS

May 12	Lecture	Nancy Odom	Publication and Fabric Line Creation
June 9	Lecture	Sue Spargo	Trunk Show Website: <a href="http://www.suespargo.com">www.suespargo.com</a>
June 10 & 11	Workshop	Sue Spargo	Friday Workshop: Sew Your Seeds Needlecase Saturday Workshop: Bird in a Tree (Altered Texture)
July 14	Lecture		Dine In / Pitch Out
August 11	Lecture	Susan Cleveland	Prairie Point Pillow
August 12 & 13	Workshops	Susan Cleveland	Friday Workshop: Piping Hot Binding Saturday Workshop: Piping Hot Curves Website: <a href="http://www.piecesbewithyou.com">www.piecesbewithyou.com</a>
September 8	Lecture	Flavin Glover	A Progressive View of Log Cabin Design Website: <a href="http://www.flavinglover.com">www.flavinglover.com</a>
September 9 & 10	Workshops	Flavin Glover	Friday Workshop: Colorful and Creative Log Cabin Diamonds Saturday Workshop: Innovative Courthouse Steps
October 13	Lecture	QGI Members	Mini Workshops
November 10	Lecture		Quilt Show Report
December 1	Lecture		Christmas Party

### Ice Cream Social

At the General meeting on July 14th, we will hold our annual Dine In-Pitch Out. This year, the Dine In will be a traditional ice-cream social, with ice cream for everyone, and lots of fun games and activities! The "pitch-out" part of the evening is a member's-only garage sale. If you have extra quilting supplies, fabric, and related items you wish to sell, then sign up at the May or June meetings to reserve space so we can make sure we have enough tables available for everyone.

							
<p><b>Cathy Franks Quilting &amp; Design</b></p> <p>CATHY FRANKS - Owner Finish Them In Your Lifetime</p> <p>145 Maple Crest Drive Carmel, IN 46033 (317) 571-9505 <a href="mailto:cathyfranks@indy.rr.com">cathyfranks@indy.rr.com</a></p> <p style="text-align: right;">Machine Quilting Custom Quilt Design <a href="http://www.cathyfranks.com">www.cathyfranks.com</a></p>				<p><b>LITTLE SCRAP QUILT SHOP</b> <i>Colors to inspire. Time to Relax. A Place to Create!</i> <b>Providing for your quilting and sewing needs!</b></p> <p><b>Webster Plaza—4043 S. Webster, Kokomo 46902</b> <b>765-450-4434 <a href="mailto:littlecrapquilts@gmail.com">littlecrapquilts@gmail.com</a></b> <b>Find us on Facebook too!</b></p> <p><b>Shop Hours:</b> <b>Tues, Thurs &amp; Fri 10-2, Wed 10-8, Sat 9-4</b></p>			

## Event Calendar

By: Pam Durant



**05/09 - 05/14, 2011**

Machine Quilters Showcase  
Overland Park Convention  
Center, Overland Park, Kansas  
Website: [www.imqa.org](http://www.imqa.org)

**June 3-4, 2011**

Quilts Along the Wildcat  
Fri & Sat 10 am-5 pm Kokomo Event Center  
US 31 North Kokomo, Indiana

**June 15-18, 2011**

42nd Annual NQA Quilt Show Greater Columbus Con-  
vention Center, Columbus, OH  
<http://nqaquilts.org/2011show/>

**July 13-16, 2011**

AQS Quilt Expo  
Knoxville Convention Center, Knoxville, TN  
[www.americanquilter.com](http://www.americanquilter.com)

**July 14-16, 2011**

Quilter's Hall of Fame Quilt Show  
Vendor Mall, classes. 926 S. Washington St. Marion, IN  
<http://www.quiltershalloffame.net/home>

## QUILTS OF COMFORT FOR JAPAN

Here is information on what to do to donate quilts of comfort to the disaster victims in Japan:

There are detailed instructions at the **eQuilter Website**

[http://www.equilter.com/cgibin/webc.cgi/quiltsforjapan.html?sid=31U9Hz2iOCQ0DmP-56111172240.e5&utm\\_source=delivra&utm\\_medium=email&utm\\_campaign=americanquilter%203/29/2011%204:28:10%20PM](http://www.equilter.com/cgibin/webc.cgi/quiltsforjapan.html?sid=31U9Hz2iOCQ0DmP-56111172240.e5&utm_source=delivra&utm_medium=email&utm_campaign=americanquilter%203/29/2011%204:28:10%20PM) .

The instructions include sizes, fabric choices, and where to send your quilt in the US so they can be forwarded to Japan.

**Quilts4Japan.org** is also another website

<http://quilts4japan.org/>  
with information about what to make and where to send the quilts for them to be forwarded onto the people in Japan. for more information on this way to contribute.



## Newsletter Deadlines

All material for publication in the newsletter must be received no later than the 10th of the month prior to following month's publication (i.e.: November 10th for the December newsletter).

Please email submissions to Jennifer Metz at [jmetz11759@yahoo.com](mailto:jmetz11759@yahoo.com)

Select Sewing Service

Proud dealers of

**PFAFF**

**baby lock**

FOR THE LOVE OF SEWING

Indy Quilt Guild Members receive 10% off all notions and accessories at both store locations!

**Join us for a class or club!!**

- Monthly Clubs, Quilting Classes
- Special Guest Teachers and Creative Classes

2 Indy Locations

North  
Keystone & 65th St. 255-6332

West  
Rockville & Raceway Rd. 271-5648

[www.selectsewingservice.com](http://www.selectsewingservice.com)

## President's Challenge

By Jennifer Fulton

The first two months of Presidential Challenges are behind us, and although the number of entries has been small, the results have been inspiring. I invite you all to try this challenge, and to enter your creations in the Quilt Show.

One thing I want to emphasize is that your entries do not have to have anything to do with racing, even though that's where I got my idea for this challenge. Just let your mind flow and see where it takes you!

To enter the June challenge, make something quilty that:

- Is at least 75% **white and green** (you can use other colors too, as long as they don't make up more than 25% of the entry)
- Is inspired by the words **the way is clear, keep going, and go!** You do not need to incorporate all of these words in your entry, as long as it appears that your entry was inspired by at least one of them.
- Includes **paper-piecing**

I invite you to include a short description with your entry (on an index card) describing your personal interpretation of the spark words and how they influenced your final creation. Bring your President's Challenge entry to any or all of the June Guild meetings for your chance to win a lovely charm!



## President's Challenge QGIN Winners

As of this writing, the General Meeting and OTLB entries have not yet been seen for April's challenge, but there was lots of creative energy at the QGIN meeting, as you can see here.

President's Challenge Winners – April QGIN Meeting

1<sup>st</sup> Place: Margaret Duke

2<sup>nd</sup> Place Barbara Hayes

3<sup>rd</sup> Place Trish McComas



**QUILTERS GUILD OF INDIANAPOLIS NORTH  
2011 PROGRAMS**

Date	Speaker/Instructor	Details
May 6		Make and Take
June 3	Sherry McConnell	What if I Tried it This Way?
July	Pat Knoechel	
August 5	Lydia Stout	What is New on the Market
September 2	Beekeeper	Bees (mini groups)
October 7	Julie Wheeler	History of Quilts
November 4	Jennifer Titus	How to Use a Quilter's Calculator
December 2	Christmas Party Comedian Clara Trusty	Comedian, Food and Fun

**OUT TO LUNCH BUNCH  
2011 PROGRAMS**

Date	Speaker/Instructor	Details
May 26	Julie Wheeler	History of Quilts
June 23	Pat Knoechel	The Latest Eleanor Burns' Books and Quilting Ideas
July 28	Linda Gray	My Quilting Journey
August 24	Dallas and Alice	Dallas and Alice's Wild Fashion Show



**We Moved to**

9840 N. Michigan Road (317) 757-8340  
Carmel, IN 46032  
www.quiltquarters.com  
1/4 Mile North of 465 on Michigan Rd,  
Exit 27

**Over 6000 Bolts of Fabric, Books & Patterns**

**Join Us for Classes & Clubs**

**Patchwork Pals meets the 4th Monday of month**

-highlights quilting patterns & techniques-

**Sewing Circle/Embroidery Club meets the 3rd Sat**

-covers all sewing topics: garment, home dec, etc-


Authorized BERNINA dealer for  
Sales & Service

**BERNINA+**

**A Few Words About Flavin Glover**

**By:** *Pam Reid*

I just got back from three days at the International Quilt Festival in Cincinnati. My favorite instructor was Flavin Glover. She does wonders with the Log Cabin and Courthouse Steps blocks. The class was filled with information in an easy to follow format. She is very personable and unassuming. You might want to consider taking her class. Our quilt guild is lucky to have her visiting us.



## QUILTERS GUILD OF INDIANAPOLIS NORTH GUILD MINUTES

April 1, 2011

**Respectfully Submitted by:** *Ann Slabaugh, Secretary*

### **Announcements**

Carol Victory said that, as of this date, we have 35 quilts for the small quilt auction. She also told us that tickets were available for the quilt that is to be raffled and encouraged everyone to purchase or sell at least 10 tickets. Debbie Goold has the tickets available to be picked up.

Mary Strenka told the group that the Indiana State Museum is currently displaying the "Frugal and Fancy" quilt show. They will be sponsoring a quilt in on Saturday, May 21 and Sunday, May 22 and will need approximately 55 members of our guild to volunteer to participate.

Jennifer Fulton said that Pat Wilser, Membership Chairman, is almost ready to have our directory printed and anyone that needs to pay their dues should do so today.

Lois Vincent is still at St. Vincent's Hospital. She has had eleven surgeries and it is hoped that we will all include her in our prayers.

Hamilton North Public Library is having it 11<sup>th</sup> annual Quilt Show during the Month of May. Entry forms are available at the Circulation Desk starting April 1<sup>st</sup>. Entries will be accepted from April 27-30<sup>th</sup>.

**Minute Fact About QGI** – Debbie Goold told us that the first quilt show was in 1979 and was held in the North View Mall Auditorium. Another show was held in 1980 and then changed to every other year.

**Quilter's Tip of the Month** – Roberta Karnes showed us a quick and easy way to provide small quilts and other items for children.

**Block of the Month** – Terry told us that when we bring a block in for the block of the month, we should sign in on the sheet provided. If our name is not listed then we should add it to the bottom. The reason for this is record keeping. At the end of the year the names of those who have participated the most are included in a drawing for a special prize. One should also put one's name in for the drawing of

the blocks for that day. If you made more than one block, you can include your name for the drawing the same number of times for the number blocks that you have made. If you are not interested in having your name in the drawing, then do not fill out a slip for the drawing.

This month's block is bird houses. Terry recited a "bird house" poem to us. Janet Shotwell won the blocks for this month.

Next month the pattern is to be in black and white. The pattern indicates where to use white with black print and where to use black with white print.

**Mystery Quilt** – Ruth Middleton said that Margaret Duke won the drawing for this month. Next month Ruth told us that the participants would be making squares in a square. Set these aside. Next you will make 60 half square triangles following the directions given. Then make one large piece (either a square or a triangle) with them. Ruth did tell the group that during her retreat, they found that the quilt could easily be split in two to provide two lap quilts.


**Fabric Exchange** – Wanda told us that we would need six 6 1/2" black and white squares.

**Program** – Jo introduced Daren Redman to the group. Daren lives in Brown County close to Nashville and is an acclaimed textile and quilt artist. She also hand dyes her own fabrics and creates unique wall hangings using the Shibori techniques. Her topic was "Introduction to Indigo Dying and Shibori." Following the lecture, for a fee of \$2.00, she will teach the Shibori technique of dying fabric for those interested.

Daren told the group that many of the items in fabric dying can be used over and over again. The techniques that she follows are Japanese in origin. She also indicated that indigo was very expensive, but very little is used in the initial recipe. Indigo costs \$78.00 a pound and can be found through [www.earthues.com](http://www.earthues.com). or you can call (206) 789-1065. She also explained that indigo is a plant product and can be replenished.

## June Block of the Month

### Scrappy Calico Spools



12 inch finished square

#### Colors

Light – Background. Any kind of light colored fabric

Cut

8 units  $2\frac{1}{2}$  “ x  $6\frac{1}{2}$ ”

Medium – Spools. Scrappy. Make all parts of one spool with the same fabric. Each spool should be made with a different fabric.

For each spool cut

1 unit  $2\frac{1}{2}$  x “ x  $6\frac{1}{2}$ ”

4 units  $2\frac{1}{2}$  square

**Construction** - To make the side units for one spool.

Place a matching color square on each end of a background rectangle, right sides together, with edges aligned.

Mark the back of the square lightly as shown.

Sew along the line.

Press the triangle open, away from the background fabric.

Trim the extra fabric that is behind the triangle.

Repeat with the remaining two squares of the same color.

Sew the two side units to the matching  $2\frac{1}{2}$  x  $6\frac{1}{2}$  “ unit to complete one spool.

**Sew all four Spools together as shown in the block above.**

Fitzgerald	Ella L.	May	1
Foster	Jackie	May	2
Hursh	Pam	May	3
Sowatzke	Marlene	May	3
Vincent	Lois	May	5
Robertson	Chris	May	6
Strachan	Dianne	May	10
White	Mary	May	10
Gerritsen	Cindy Ann	May	12
Lichtenfelt	Terry	May	15
Reed	Dallas	May	15
Reynolds	Lynette	May	15
Torkelson	Dawn	May	15
Harden	Anita	May	17
Scott	Janet	May	17
Crafton	Cathy	May	18
Degenkolb	Terri	May	18
Valentine	Liz	May	18
Chandler	Jackie	May	19
Henke	Carol	May	19
Heck	Becky	May	20
Gardner	Helen	May	23
Venable	Kathy	May	23
Sharkey	Hannah	May	24
Wycoff	Sally	May	24
Thompson	Caryl	May	25
Riehle	Mary	May	27
Dye	Kathy	May	28
Edwards	Laura	May	28
Howey	MaryLou	May	28
Dragoo	Sandy	May	31

# Happy Birthday

## Shipshewana Quilt Festival

June 22-25 2011

### Key Note Speaker: Kaye England

Workshops, juried show of 200 quilts, vendors, shop hop, quilter's school house, quilt garden tour and other area activities

### Admission:

\$8.00 a day or \$12.00 for the event

### Hours:

12:00 –8:00 PM June 22

9:00 to 6:00 June 23 and 24

9:00—4:00 June 25

[www.shipshewanaquiltfestival.com](http://www.shipshewanaquiltfestival.com)

## Experts in Retirement Living & Senior Healthcare

### Our Services Include:

- Garden Homes
- Assisted Living Apartments
- New Energy Wellness
- Moving Forward Rehabilitation
- Auguste's Cottage Memory Care
- Long-Term Care
- Skilled Nursing Services
- Respite Care
- Hospice Care

American Senior Communities is proud to service 23 locations in the greater Indianapolis area. To find a location near you, visit our website at [www.AmericanSrCommunities.com](http://www.AmericanSrCommunities.com).



[www.AmericanSrCommunities.com](http://www.AmericanSrCommunities.com)

SCA 8112



### THE ROVING REPORTER

By *Carol Victory*

This month the Roving Reporter is introducing you to The Three B's (Block Builders Bee).

This bee is 5+ years young and was originally started by Linda Smith. They take turns hosting at members' homes twice a month and also have a monthly workday. They enjoy taking field trips together and going to area quilt shows where they help each other justify purchases. All of the members are active in guild activities and have served the guild in many functions.

In lieu of a gift exchange at Christmas, the bee fills welcome bags for Coburn Place, a shelter for abused women. Each year they add more and more to the bags with the assistance of their dentists, doctors, shops, etc.

This bee enjoys working on projects together occasionally and trying and sharing new techniques. They are currently working to complete the UFOs that were started by one of their members who died a little over a year ago.



Group Photo



Louisville Shop Hop



Kathy and Lorelei Consulting



In Front of Graeter's

## Out to Lunch Bunch Minutes

February 24, 2011

Respectfully Submitted By: *Diane Billiard*

Drizzling rain didn't keep quilters away from the March OTLB meeting. Dallas Reed opened the meeting by greeting 68 members and 8 guests. Door prizes were won by Cindy Howard, Karen Nealis, Betty Haussecker, Kathy Shain and Judy Sheets.

Dallas gave an overview of both the National Quilt Day that was started in 1992 and the QGI Quilt-IN in 1993. QGI has been making charity quilts for the community for the past 18 years. On March 19<sup>th</sup>, at three locations around town, 55 quilters participated in the latest Quilt-IN. Dallas thanked Donna Huse, OTLB Charity Quilt chair and her group for overseeing the quilting at Friedens United Church of Christ. The following organization's spokespersons were present to receive the quilts: Pricilla from St. Elizabeth's Home accepted quilts made at the Senior Citizen's Center, Dean Pulliam from Lutherwood Home, Vickie Dwenger representing Winchester Village School' Chin families, and Peggy Stallings from Community South Hospital. Everyone expressed their appreciation for the beautiful quilts that will brighten many lives at their facilities.

Block of the Month: Jodean Kramer was the lucky winner of 14 of March's God's Eye's. The BOM for April will be a paper pieced design called Fish Bowl.

Alice read Quilting Commandments to the group and said there were many more commandments in future months for faithful QGI quilters to follow.

President Jennifer Fulton discussed the expense of printing the Bits & Pieces newsletters which amounts to 1/3 of each member's yearly dues. She urged members to recycle their newsletters in a box at the next meeting if they are done reading it and/or download it from the website.

SHOW & TELL – Each month seems to bring out more creativity in the items our members

share at the meeting. The following members showed their beautiful quilting: Moncia Santangelo, Cindy Howard, Barb Schied, Joyce Willis, Barbara Young, Betty Newman, Carol Henke, Carol Decker, Ana Sweet, Susan Corliss, Ann Buccieri, Marie Pemberton, Kathy Shain, Doren Neilin, Lisa Harrington, Lilly Rohlman, and Dee Nina Kinney.

The remainder of the meeting was devoted to tying the quilts made at the recent Quilt-IN. Everyone seemed to enjoy meeting new friends at their table while tying the quilts.

*Sarah's Machine Quilting*

Sales & Service

HINTERBERG  
DESIGN

Machine Quilting Frames

**NOLTING®**

765-779-4400

By Appointment

5308 N. Mechanicsburg Road

Middletown, Indiana 47356

[www.gardenschools.com/smq](http://www.gardenschools.com/smq)

## Newsletter Advertising

If you would like to advertise in Bits and Pieces, please contact Carol Decker at 317-784-5205 or [deckercl@yahoo.com](mailto:deckercl@yahoo.com)

*Sew Much More*



3701 Southeastern Ave  
Indianapolis, IN 46239  
317-862-5739


Hours:  
TU-FRI 10 am-5 pm  
SAT 10 am-3 pm

Quality quilting cottons, patterns and notions.  
Full line of Floriani machine embroidery thread,  
stabilizers and software.  
Superior Thread - Rainbows, The Bottom Line,  
So-Finel and Masterpiece  
Tutto sewing machine luggage  
Classes

10% discount on non-sale items for QGI members

[www.sewmuchmoredb.com](http://www.sewmuchmoredb.com)

**FLORIANI**  
EMBROIDERY  
Sewing & Quilting Products



## Charity for All

**By:** *Jennifer Fulton*

I've always said that it takes lots of hands to make a charity quilt. Last month at the Quilt-Ins, about 60 Guild members completed about 75-100 quilts, and worked on many, many more that will be completed soon. With all these quilts, it made sense to find them a good home, and at the OTLB meeting in March, several were given away.

First, thirty nine baby quilts were given to St. Elizabeth's Home for Mothers and Children. Mothers in need come here for support during pregnancy. These mothers are often unable to keep the babies they give birth to, so the quilts are sent along with the babies to their new homes. Without St. Elizabeth's, these mothers might have to face the difficult decision to end their pregnancy, and these small quilts are a special way to send some love along with their newborns.

Twenty three quilts were given to a very grateful Lutheran Child and Family Services. Quilts at this charity are given to teens and youths living at the shelter. A lot of these kids come from very troubled homes where they are not wanted, and having a quilt of their own helps to ease the pain of feeling unloved. Fifteen quilts were given to comfort those in extreme need at Community South, such as those fighting cancer and other deadly illnesses. Finally, fourteen quilts were given to Burmese refugees, who arrive in this country with literally nothing but the clothes on their backs.

It's impossible to trace the many hands that contributed to the completion of these quilts but I'd like to try to thank you all. If you participated in the various Quilt-Ins, whether it was on the Southside, downtown or midtown, know that you helped cheer some very needy folks! If you made a quilt top and donated it to the charity group, or helped to tie quilts at any of our meetings, you helped tremendously, and without you, these charities would not have received as many quilts. If you have ever answered the call to take a quilt or bag of quilts home to be tied, know that you are a God-send!

If you have ever attended any of the gatherings of the Third Thursday Charity Group, you are an angel indeed, because you helped to assemble donated quilt tops into

quilts ready to be tied. These ladies, who meet almost every month, are just one of the groups that help to turn a donated charity top into a finished quilt. The Thursday before the quilt-ins, the Third Thursday Charity Group birthed a huge number of quilts, and matched tops with backs so that the people at the various Quilt-ins held that weekend could finish them. Their work is much appreciated.

So as you can see, it takes many hands and loving hearts to create a charity quilt. Everyone helps in their own way, and I really appreciate it. Plans are under way to donate more quilts to needy charities at an upcoming General meeting, so if you missed this recent giveaway, don't despair—you'll soon see where all your good works go!



## Quilt Show Raffle Ticket "Tweets"

By: *Loralei Campbell*

There are Raffle Tickets and then there are RAFFLE TICKETS!

The RAFFLE TICKETS we are talking about are the ones for our RAFFLE QUILT for our 2011 QUILT SHOW.

Raffle tickets are great possessions  
But possessions we do not want to keep.  
We want them to go to friends and relations  
Wow, will our Guild get a terrific "we're here" leap.

Our Guild name will go to all who buy a ticket  
To those who love quilts and those who make them.  
A great way to get new members without a picket  
And a fun way the committee to overwhelm.

It's time to sell and sell and sell and sell  
A time to kick start your personal goal.  
You'll feel so good and we'll call you swell  
As you put all those lovely stubs in our bowl.

The committee is asking that as you sell your tickets you return the money and stubs to Debbie Goold or Loralei Campbell at Guild meetings. Also if you need more tickets contact Debbie, 317-873-9901 or dvan-arkel.goold@gmail.com. We want to thank all who have already gotten their tickets and to those who will be getting them!

*Nikki's* Custom Quilting  
Gammill  
Statler Stitcher

Nikki Giltner  
4339 Hillcrest Drive  
Osgood, IN 47037 C (317) 402-5333

www.nikkiscustomquilting.com

## The Facebook Report

By: *Janet Wiener*

### Quilter's Guild of Indianapolis - Page (Open to Public) 22 members as of 4/11/11

When you "Like" QGI's page you will see new postings in your Newsfeed. Feel free to post events or reminders to this page. If you're a chairperson or committee member you might use this page to remind members to make their block of the month, sell charity quilt tickets, solicit volunteers, advertise dates for charity quilt assembly meetings, or events at one of our meetings. Think of this as another venue to make announcements to both guild members and non-guild members that might stumble across the site. Thanks to all that are already posting to this site.

### Quilter's Guild of Indianapolis-Group (Private-QGI members only) 30 members as of 4/11/11

The group was created because members expressed an interest in privacy. I've always envisioned this group as an opportunity for members to get to know each other better. I am trying to figure out how to make this site more active. Any group member can start a discussion board. Currently there is a UFO discussion board. I've also suggested that members might share one of their first quilts with the group. If you need a picture taken and loaded for you, then let me know. I will have my camera at the general meeting. Anyone can start a discussion group on any topic. If you can't find the group after you've joined (it can be tricky because of the privacy level) then ask me for help. Hint: Type Quilter's Guild of Indianapolis into the name search field and select the group (vs. page). Alternatively you can access it from your home page under Groups (far left column) about 1/2 way down.

### I Don't Know How To Do That:

If you find the technology of Facebook intimidating, then come visit me at the table before, after the general meeting or at the break. I can help you get a picture or message onto Facebook and will even volunteer to take the picture for you.

Continued on Page 15

## Quilt-In Days at the Indiana State Museum (Frugal and Fancy)

By: *Mary Strinka*

As the exhibit “Frugal and Fancy” at the Indiana State Museum winds down, the guild will be partnering with the museum to host a two day Quilt-In , open to the public on Saturday May 21 (9:30 AM to 3 PM) and Sunday May 22 (10:30 AM to 3 PM).

This is the weekend prior to “the big race”, so the downtown hotels will be full of out-of-town visitors, and the museum expects a good deal of walk-in traffic. This is a wonderful opportunity for the guild to reach out to the greater community, offering hands-on experiences to entice new quilters (or old quilters who are not yet in the guild) , and ultimately producing more quilts to benefit the less fortunate in our area.

Guild members will be needed to volunteer throughout the two days, to guide the museum visitors in their efforts. We will be sandwiching quilts tops with backs and batting, edge-stitching, trimming and turning, and tying quilts. Guild volunteers will get free parking, but all volunteers need to be pre-registered with the museum at least one week in advance (May 13). If you can't commit in advance to a specific time and date, you're still welcome to drop in, but you won't get your parking validated. The quilt-in will be held in the classroom in the museum, which is right behind the old brick façade recreated from a public school. The room will be locked up between the two events, so all the guild tools and materials can be left there overnight between Saturday and Sunday.


Signup sheets will be available at all the guild meetings in April and May. Please contact Mary Strinka 848-2912 or [mfstrinka@earthlink.net](mailto:mfstrinka@earthlink.net) if you have questions, or can't be at a meeting to sign up.

### Facebook Continued:

If you don't attend the general meeting, then contact me by phone or email or a Facebook message and we'll figure out a way to accomplish your goal. Facebook is often updating the layout, so just ask if you want to participate and need help.

### Volunteers Wanted:

Your ideas and feedback are wanted. I have some great ideas and would like to hear your ideas too. A point of contact from the Out To Lunch Bunch and the North meeting would be wonderful to help promote this site. If you're interested in helping, then let me know by messaging me in Facebook.



## The Lynch Quilts Project

Copyright © 2010 LaShawnda Crowe Storm. All Rights Reserved.

The Lynch Quilts Project is a community-based effort which explores the history and ramifications of racial violence, specifically lynching, in the United States through the textile tradition of quilting. This project consists of a series of six quilts tackling the lynching phenomenon from various perspectives including collective memory, communal conflict, gender, healing and politics. The quilts combine a variety of traditional and contemporary quilting and textile techniques to examine how the past, present and future are intricately connected.

The first quilt in the series, *Her Name Was Laura Nelson*, was completed in 2004 and has been exhibited in a variety of venues. At each showing viewers have the opportunity to record their stories and opinions concerning issues of ethnic conflict in a project journal and contribute a piece of fabric to the quilts. The goal is to ensure that Quilts II to V are completed by Spring/Summer 2011.

Quilt II, *Red Rum Summer 1919*, examines the victims, spectators, witnesses, and accomplices of racial violence. A total of 144 10" blocks are needed. Quilt III, *A Partial Listing*, is being completed by LaShawnda. Quilt IV, *Violations, Rules, Declarations, and Rights*, explores the political and ideological framework in which lynching exists.

A total of 433 6" blocks are needed, employing either piecing, applique, or crazy quilt techniques. Quilt V, *Legacy: The Making Quilt*, explores communal healing. A total of 180 8" blocks are needed, employing curved piecing or applique techniques. If you are interested in participating in this community-based project, please contact:

Email: [LaShawnda@LaShawndaCroweStorm.com](mailto:LaShawnda@LaShawndaCroweStorm.com)

Website: [LaShawndaCroweStorm.com](http://LaShawndaCroweStorm.com)

Facebook: LQP Quilters: The Lynch Quilts Project.

## My Life with Bees

By: Joanna Wright

It's not all honey out there!

Have you ever wondered what your Guild Bee Coordinator does all day? Well I'm glad you asked, because you can help make the Bee Coordinator's job just buzz along, smooth as honey! Here's a brief summary:



- The Bee Coordinator is responsible for keeping an updated list of existing bees.
- The Bee Coordinator helps the website manager keep an updated list of bees on the website.
- The Bee Coordinator is responsible for keeping an updated record of a contact person for each bee.
- The Bee Coordinator keeps a record of bees with openings and assists members of the Guild find a bee when needed.
- The Bee Coordinator helps member's of the Guild start new bees when necessary.
- The Bee Coordinator will wear a silly hat to each meeting just to attract attention to our great bees.

If you want to be a real honey, please help me obtain the information I need if I contact your bee. Remember, I need a contact person from each bee, and an updated list of your members. If you have any questions, please contact me. Joanna Wright/ 228.9149 / [thewrightwords@att.net](mailto:thewrightwords@att.net)



## AQS News

**The AQS Quilt Show & Contest will be held July 13 – 16, 2011 (Wednesday – Saturday), at the Knoxville Convention Center, in downtown Knoxville, Tennessee.**

Book your hotel rooms early and have a chance to win a package of fun in Knoxville:

- *Free multi-day admission to the AQS Quilt Show, July 13 – 16, 2011.*
- *3-night stay during the 2011 show at the Holiday Inn Downtown (closest hotel)*
- *Experience Knoxville Fun Pack with attraction passes and discounts including 2 passes for a luncheon cruise aboard the Star of Knoxville, 2 regular adult admissions to the Women's Basketball Hall of Fame, 2 admissions to Voices of the Land: The People of East Tennessee at the Museum of East Tennessee history, and 2 free tours of Blount Mansion.*



This package is non-transferable and has no cash value. Deadline for booking your rooms to win this package is June 1, 2011. Winner will be announced on the AQS website on June 3, 2011.

Reduced hotel rates have been negotiated with hotels in Knoxville. Hotel rooms can be booked through a computerized reservation system, coordinated by T3 Travel. You can view the entire list of hotels by clicking on Hotels below. To book a room, call Toll Free 877-865-2018 ext. 5 or 865-386-0713 or book your room online by clicking here.

Enjoy four days of quilts, quilting classes, and quilting events.

- o 400 beautiful quilts in the quilt exhibits
- o 300 vendor booths
- o Workshops and lectures in the AQS School of Quiltmaking

### Special Events

Wednesday:

- o Quilter's Fun Night with Laura Wasilowski & Bonnie Browning, 7:00 – 8:30 p.m.

Thursday:

- o Elvis Murder Mystery Cruise on the Star of Knoxville, 6 – 9 p.m
- o An Evening with Karen K. Stone - Interplay of Color and Pattern to Make Extraordinary Quilts, 7:00 – 8:30 p.m.


Friday:

- o Art Quilts - The Musical, Laura Wasilowski, 7:00 – 8:30 p.m.

Saturday:

- o Brunch with the Mennonite Sisters: The Quilting Journey of Barbara Cline, Julia Graber & Polly Yoder, 9:00 – 10:30 a.m.
- o All-Star Review from 1:00 – 3:00 p.m

You can register for workshops, lecture, special events, and purchase admission in several ways: Just go to the AQS Website for more information [www.americanquilter.com](http://www.americanquilter.com).



### WHY DO WE HAVE A QUILT SHOW?

It has been brought to my attention that we have a lot of new members who have joined the guild since our 2009 Quilt Show and that it would be a good idea to give them as much information about our quilt show as possible so here goes.

We have a quilt show for two primary reasons:

1. To showcase the work of our very talented guild members
2. To raise funds to cover the costs associated with operating the guild. Membership dues pay part of the costs but the quilt show proceeds supplement the dues.

Members of our guild are strongly encouraged to enter their quilts and garments in the show. There are many categories to cover all types of quilting be it hand or machine. Entries can also be judged by an NQA certified judge if a member wishes. There is a small fee for **judging** to cover the cost of bringing in a judge. For more information about categories and judging, contact **Kathryn Wooldridge** or **Mary Ellen Straughn** who are the coordinators.

There is also a challenge (**A Favorite Trip**) in which members are encouraged to participate. It is related to the theme of the quilt show. Attendees of the show are given the opportunity to vote for their favorite challenge project. **Janet Shotwell** is the coordinator for the **challenge** and can answer any questions that you may have.

The guild sponsors **The Peony Shop** (named after the peony flower which is the logo of the guild) which sells items that are donated by members. Magazines and books are especially popular. Many members and bees in the guild make and donate items that are offered for sale. Members also donate patterns and new or gently-used quilt-related items for sale. **Jennifer Swinehart** and **Emma Merrick** are organizing The Peony Shop and welcome your donations and can answer any questions which you may have.

The **Food Court** is always a hit with attendees, workers and vendors. A wide selection of tasty foods is offered for sale. Members are given the opportunity to make and donate cookies, breads, soups and more. The prices are very reasonable and the volunteers who work in the Food Court please their customers. **Ruth Tribby** is in charge of the Food Court and will be making requests for donations during the upcoming months.

There is a **Small Quilt Auction** which is held on Saturday afternoon. Members are encouraged to make and donate small quilts for this event. It is very popular and several quilts from nationally known teachers will be included in the auction. **Terry Lichtenfelt** and **Sandy Swircek** are the coordinators for the auction and can answer any questions you may have.

Members are also encouraged to volunteer to work at the show, during set-up and take down and at the judging day. The show would not be a success without the hard work of all of our volunteers. **Kay Zahm** and **Judy Parker** are the **Volunteer Coordinators** for the show and they will be giving everyone the opportunity to sign up for shifts. Contact them if you want to volunteer.

At this show **Lectures and Demonstrations** will be offered on Friday and Saturday. **Cyndia Gerner** is coordinating this effort. Contact her if you have a topic which you think might be of interest to attendees.

There are usually ~15-19 vendors at the show. They arrive on Thursday and set up and open on Friday morning. **Jennifer Newberg** is in charge of recruiting and assisting **vendors**.

Getting information about the show out to the public is crucial to the show's success. **Pam Reid** is coordinating this effort. She has created informational flyers and bookmarks which are distributed to quilt shops and shows. If you have a location which would be suitable for these flyers/bookmarks, please contact her.

**Caryl Schuetz**, an NQA certified quilt appraiser, will be available for **appraisals** at the show for a reasonable fee. This is a good opportunity to determine the value of old quilts you may own or have inherited and new quilts you have made or purchased.

**Registration** information will be available in the newsletter, at all three guild meetings and on the website soon. If you have any questions about registering your quilts, please contact **Kathy Jensen** who is our registrar for this show.

The **Program Book** is a wealth of information for show attendees. All of the registered quilts are listed and vendor ads are included. **Caryl Schuetz** and **Julie Grausam** are working on the Program Book. If you have or know of a business that would like to advertise in the book at very reasonable rates, please contact them.

Our stunning **raffle quilt** "Batik Bouquet" was assembled by the Brick Street Babes under the leadership of Betty Bowers and was quilted by Cathy Franks, a nationally known longarm quilter and guild member. All members are strongly encouraged to buy and/or sell at least one book of 12 tickets (\$1/tickets, \$5/6 tickets). **Debbie VanArkel Goold** and **Loralei Campbell** are in charge of tickets. Please see them at the meetings or call them to make arrangements to pick up your tickets.

One ever-popular item at the show is **Mystery Bags**. Once again, items are donated by members and are put into grocery bags, sealed and sold for \$5 to show attendees. These bags often sell out before the middle of the second day of the show. Please contact **Zana Gerritsen** to assist with stuffing the bags or if you have items to donate.

**Show pins and t-shirts** are also big sellers. The show pins are currently in production and show t-shirts will be presold at guild meetings. **Kay Zahm** and **Judy Parker** will have these items available at meetings and at the show.

**Raffle Baskets** are also a big hit. Once again, items donated by members and speakers are put into baskets and show attendees have the opportunity to purchase tickets to win them. Winning tickets will be drawn at the show. **Stephanie Brokaw** will be filling these baskets.

If you want information about any part of this article and are not sure who to contact, please feel free to call or email me (317-627-7806, 371-873-4055 or carol.victory@yahoo.com). Once again, on behalf of the committee, I thank you for your support, your donations, your sale of raffle quilt tickets and your volunteer hours. Without the help of our guild members, we could not have a successful show.

*Carol G. Victory*

## **NQA Annual Quilt Show News**

**June 15th –18th 2011, Columbus Ohio**

Joining our special theme exhibit of Log Cabin are the 3rd Annual NQA SewBatik Challenge Quilts, Sky-lines exhibit and several other Art Quilt exhibits. In addition, there will be a sampling of wonderful NQA Chapter Challenge Quilts.

As you know, downtown Columbus is a happenin' place, and those wonderful restaurants, shops, North Market, and galleries will all be there for your enjoyment.

Once again, Rebecca Barker has created the artwork for our show poster, featuring a Log Cabin quilt and a log cabin honoring our show theme.