

BITS & PIECES

Volume 33, ISSUE 10

October 2011

www.quiltguildindy.net

QGI Monthly Meeting Schedule

- **General Meeting:**
2nd Thursday Monthly,
7:00 pm
Second Presbyterian Church
7700 N. Meridian Street
Indianapolis, IN
- **QGI North:**
1st Friday Monthly,
1:00—3:00pm
Primelife Enrichment Ctr.
1078 3rd Ave. S. W.
Carmel, IN
- **Out to Lunch Bunch:**
4th Thursday Monthly,
11:00am
(except Nov. & Dec.)
Jonathan Byrd Cafeteria
I-65 South, Exit #99
Greenwood, IN
- **Charity Quilts:**
3rd Thursday Monthly,
9:30am—3:00pm
N United Methodist Church
NW corner of 38th & Meridian
(bring your own lunch)

INSIDE THIS ISSUE:

President's Corner	2
President's Challenge	5
QGI Lectures and Workshops	6
QGIN Minutes	8
Roving Reporter	10
OTLB Minutes	11
Block of the Month	14

Meet the Quilter's Hall of Fame

The mission of The Quilters Hall of Fame is to celebrate quilting as an art form by honoring the lives and accomplishments of those people who have made outstanding contributions to the world of quilting; by restoration and preservation of the home of quilt designer Marie D. Webster in Marion, Indiana; by promoting public awareness of quilting through educational programs, exhibitions, publications and research; and by collecting, preserving and documenting materials related to the Honorees of The Quilters Hall of Fame.



Quilt Show 2011 "A Quilter's Journey"

October 28 & 29 – 10am to 5pm
Westfield Middle School
US 31 N & 181st Street
Westfield, Indiana

"A Quilter's Journey" The Quilter's Guild of Indianapolis presents it's biennial quilt show October 28 and 29, 2011 at Westfield Middle School. Contemporary to traditional over 400 quilted items on display. Quilt appraisals, lectures and demonstrations will be going on both days. There will be a vendor area with booths displaying fabric, sewing machines and craft supplies. Visit the food court for lunch.

Saturday will feature a small quilt auction. Many of the small quilts were made by nationally known quilters.

The show theme "A Quilter's Journey" is used in the challenge quilt category. Guild members will create a quilt that depicts a favorite trip.

To Guild Members: Volunteers will be needed. Contact Judy Parker to help make this year's quilt show a success.



President's Corner

A Message from Jennifer Fulton

Can I Share Something With You?

I got married in October, and around my anniversary every year, the trees hit their fall peak of color. On our wedding day, Scott surprised me with a carriage ride that took us from the church to our reception in Broad Ripple. It was very romantic to ride underneath that lovely canopy of fall color as we traversed the tree-lined streets in Broad Ripple on the way to the reception. People came out of their homes to wave at us as the horse-drawn carriage came by, and I waved back, feeling like a Queen. It was wonderful that people took the time to share our special day with us and to send us their good wishes.

For our tenth anniversary, I made a quilt that incorporated the fall colors we both love so much, with a pop of turquoise for Scott's Southwestern roots. It took until our fifteenth anniversary for me to finish the quilt however, because I wanted it to look just right. Scott loves that quilt, and tells me so almost every day.

It's wonderful when you make a quilt for someone and they love and appreciate it as much as you do, as Scott loves and cares for his anniversary quilt. Not everyone appreciates quilts or other handmade crafts though, so I understand how it might be difficult to share your quilt creations—whether that's with friends and family, during Show and Tell, within your bee, or at the Quilt Show, because you never know what kind of comments you might get (whether invited or not). Even so, my experience has not supported these fears—whenever I've shown a quilt, it's typically been given a warm reception, even when it's clear that the colors or style I've used is clearly not something the commenter would choose. Comments, whether positive or negative, often help me move forward as an artist, so I welcome them.

So I invite all of you, especially those of you who are new to our Guild, to cast aside any fears you might have, and to share your quilts with us. Even when a quilt is not something I myself might do, I find that I can always learn something from it so I look forward to seeing your work. I also appreciate the hard work, imagination, and talent that went into making a quilt because I know how I struggle to get things exactly the

way I want them (like taking an extra five years to finish my anniversary quilt <grin>). So please share with us who you are as a quilter, because we already love you as a person!

Guild Holiday Party

December 1st, 2011



Every year in December, we celebrate the holidays with a special party during the General meeting. This year, the Guild Holiday Party will be held on December 1st, from 6:30 to 9 PM. I can't tell you everything about the party (mostly because I'm still figuring that out <grin>), but it will definitely involve lots of food, fun, gifts, and games.

One thing I can tell you is that the Holiday program will feature a concert by the Indianapolis Children's Choir! As some of you know, my daughter Katerina (who is a Guild member and Special Assistant to the President



<wink>) is also a member

of the Indianapolis Children's Choir, which is comprised of eight performing choirs. Katerina is a member of the highest-level choir, Cantantes Angeli, which is the choir that will be performing for us at the Guild Holiday Party. This world-renowned choir is ranked second in the nation, and when you hear these angels sing, you will wonder why they aren't ranked first—they are that good! Treat yourself to a wonderful evening and sign up for Guild Holiday Party at any Guild meeting.

There is a small charge for attendance which helps to cover part of the cost of the dinner.

Tickets are \$10, and may be purchased at OTLB, QGIN, or the General meetings through November.



If you want to preview this exquisite choir before the Christmas party, tickets are now on sale for its 2011-2012 concert season, "Kaleidoscope of Song". View the entire concert listing at: <http://www.icchoir.org/site/PageServer?pagename=ConcertCal>. By the way, "Celebrate America," a concert to be held on November 12, is FREE to all veterans. Call 317-940-9640 or order tickets online at icchoir.org.

THE QUILT SHOW IS COMING VERY SOON!!!!!!

Can you believe that the quilt show is just a few short weeks away? The time has gone by so quickly. The committee has been working very hard to produce a successful show.

Here a few reminders:

- ✓ Review the article elsewhere in the newsletter about preparing your quilt for the show. Please make sure that your label is like the one shown in that article.
- ✓ Pick up a car sign from Pam Reid and display it in the left rear window (behind the driver's seat) of your car. This will help to promote the show.
- ✓ Contact Judy Parker to volunteer at the show. The assistance of guild members during judging, setup, the show itself and takedown is crucial to the success of the show.
- ✓ Sign up to bring food items to be served in the Food Court. You can pick up recipes at the meetings or contact me for a copy.
- ✓ Continue to sell tickets for the raffle quilt. If you have signed out tickets and have not sold them, please return them to Debbie VanArkel Goold prior to the show so that she can have them available for sale at the show.
- ✓ Tell your friends and family about the show. It is going to be spectacular and we want as many people as possible to see the stunning quilts on display.
- ✓ Plan to attend the Small Quilt Auction on Saturday at 2:00 p.m. There will be more than 100 quilts on display prior to the auction. We have received quilts from many of the nationally-known speakers who have spoken to our guild in the past year or two in addition to the quilts donated by you, our talented members.
- ✓ Bring cash, checkbooks or credit cards so that you can support the 18 vendors who will be at the show. They will have a great variety of merchandise available.
- ✓ Bring your appetites as Debi Eckersall and her volunteers will have lots of delicious food items available for sale in the Food Court.
- ✓ Be sure to check out the Mystery Bags that Zana Lawrence has filled. It is always exciting to see what those bags contain.
- ✓ The Peony Shop will once again have a lot of wonderful handmade items as well as donated items including books, patterns and magazines. You can look over the items on your way to the Small Quilt Auction, the lectures and demonstrations and the Food Court.
- ✓ There will be several Raffle Baskets on display. You can buy chances to win one or all of them. They are guaranteed to contain lots of goodies.



I look forward to seeing all of you at the show. Please be sure to thank all of the committee members who have worked so hard for the last several months when you see them at the show.

Carol G. Victory

Show Chair

Can We Bring “Why Quilts Matter” to WFYI?

By: *Mary Strinka*

The Kentucky Quilt Project has produced a nine-part documentary titled “Why Quilts Matter: History, Art, and Politics“. This series is available as a DVD for sale, and is also available to local PBS stations (presumably for a broadcast fee). I have inquired with the local station WFYI, and I received this response:



Thanks for contacting WFYI.
We have no plans to air Why Quilts Matter at this time.
Sincerely
Robin Toulouse
WFYI Member and Audience Services

Maybe we can change that! PBS stations in at least 14 other cities have already announced this show on their fall schedules. If you are interested, you can help out by contacting WFYI in one of these ways:

- Add your voice to this discussion group on Facebook <https://www.facebook.com/topic.php?uid=9891460873&topic=22344>
- Send a message via the WFYI website <http://www.wfyi.org/contactUs.asp>
- Send an email to Viewerswfyi@wfyi.org
- Or send a regular letter to
WFYI Viewer Services
1630 N. Meridian St.
Indianapolis, IN 46202

You can read more about the documentary, and see previews of each episode at

<http://www.whyquiltsmatter.org/welcome/>

Please share this information with any other quilt-loving friends and connections in your social network, whether on-line or real life.

THE FOOD COURT IS VERY POPULAR

You may remember the delicious food that has been served as the Food Court in the past. Well, it is that time again.

Debi Eckersall (with help from Ruth Tribby and Catherine Carvey) has been busy planning the items that will be served to our quilt show attendees, vendors and volunteers.

One of the reasons that Food Court is so successful is the donations made by the members of the Guild. This will be your last opportunity to let Debi know what items you will be able to bring.



Please be sure to see Judy Parker at all of the meetings to sign up and also pick up recipes.

Thanks for your support of the Food Court.

THE REGISTRAR AND HER ASSISTANT

Kathy Jensen has been busily entering quilt registrations and preparing all the necessary forms. This is not a small task as you have entered 350+ quilts.

I am glad to report that she has been assisted by her very able helper Bella. Bella reviewed all the forms for Kathy and made sure that they were complete. If she found missing items, she let Kathy know.

Thanks to all of you who submitted your forms early – Kathy appreciates it too.



President's Challenge

By *Jennifer Fulton*

Please be sure to look for President Challenge entries in the Quilt Show—boy, have we seen some really terrific quilts in this challenge!

Whether or not you've entered any of the other challenges, I invite you to try this last one out. This last challenge isn't due until December (January for the OTLB meeting), so you have plenty of time to get it done. I'd love to see everyone try it!

For this last challenge, your entry must:

- **Use the challenge colors only, in whatever percentage you want**

The challenge colors were yellow, red, blue, green, white, and black. So for example, you could make an entry that's all yellow if you like, or blue, green, and white. But you can't make something with purple in it, because that's not one of the colors.

- **Use at least two of the challenge techniques**

The challenge techniques included surface embellishment, applique, paper-piecing, and curved piecing. For this last challenge, I'm adding **photo transfer** as a technique. You do not need to use photo transfer in your entry, but it is a new technique added for this challenge that you might want to try. You can use other techniques as well, in whatever percentage you feel like—in other words, you could make an entry that's 90% piecing and 10% applique if you want.

- **Be inspired by this spark word: challenge**

The winners for the August challenge include:

QGIN--1st place—Mary Strinka, 2nd place--Margaret Duke, 3rd place--Trish McComas, Honorable Mention--Barbara Hayes

General—1st place—Mary Strinka, 2nd place—Jackie Griswald, 3rd Place—Margaret Duke, Honorable Mention—Barbara Hayes

OTLB--1st place—Bobbie Mennel, 2nd place—Mary Strinka, 3rd Place—Barbara Hayes

President's Challenge Winners



1st Place—Bobbie Mennel



2nd Place - Mary Strinka



3rd Place—Barbara Hayes

QUILTERS GUILD OF INDIANAPOLIS 2011/2012 LECTURES and WORKSHOPS

Date	Lecture / Workshop	Speaker/ Instructor	Details
October 13	Lecture	Speaker	Quilter's Hall of Fame, Marion Indiana
November 10	Lecture	Carol Victory	Quilt Show Report
December 1	Lecture	Special Events Committee	Christmas Party
January 12	Lecture	Mary Buvia	Trunk Show
February 9	Lecture	Caryl Schuetz	www.quiltvalues.com
February 10	Workshop	Caryl Schuetz	Tee Shirt Quilt www.quiltvalues.com
March 8	Lecture	Kathy Tracy	A Little History of Quilting
March 9	Workshop	Kathy Tracy	Remembering Adelia
April 12	Lecture	The Singing Quilter – Cathy Miller & John Bunge	www.singingquilter.com
May 10	Lecture	Wendy Butler Berns	www.wendybutlerberns.com
May 11	Workshop	Wendy Butler Berns	Captivating Cone Flower, \$10 pattern fee http://wendybutlerberns.com/wshopA6-BirchTrees.htm
May 12	Workshop	Wendy Butler Berns	Out of the Blocks Quilt Design http://wendybutlerberns.com/wshopB3-OutofBlocks.html
June 14	Lecture	Gayle Bong	Tips, Tops, and Tales www.gaylebong.com
June 15	Workshop	Gayle Bong	Fancy That http://www.gaylebong.com/lectures.html
July 12	Block Party	Special Events Committee	
August 9	Lecture	Janet Miller	My Quilting History and Tips
September 13	Lecture	Cathy Franks	www.cathyfranks.com
September 14	Workshop	Cathy Franks	TBD
October 11	Lecture	Deb Karasik	www.debkarasik.com
October 12	Workshop	Deb Karasik	Midnight in the Forest, \$15 pattern fee http://www.debkarasik.com/classes-detail.php?ID=2
October 13	Workshop	Deb Karasik	Inner Light, \$15 pattern fee http://www.debkarasik.com/classes-detail.php?ID=11
November 8	Charity Quilt Work Night	Charity quilts Committee	
December 13	Holiday Party	Special Events Committee	

Last Chance for Raffle Quilt Ticket Sales

Before the Show!

SELL, SELL, SELL!!!

If you have tickets and feel you cannot sell them before the show, please return them to Debbie Van Arkel-Goold at a Guild Meeting before the show, October 28-29.


We do not want to have to print more tickets for the show if there are unsold tickets "out there".

Of course, the ideal situation would be for you to sell them and return the stubs and money--this really helps!!

We would love to see all the tickets gone and returned as soon as possible.

That means we all have to make the last big effort to

SELL, SELL, SELL!!!



A Call for Winners, Part 2

Many of members often enter their quilts in a local county fair, state fair, or other quilt show, and come home with a ribbon or other award. If you have won an award, ribbon, or other recognition anytime this year, please let me know so I can collect that information for our Guild history.

In September, I published a list of recent winners. Since then, I've learned of some additional winners:

Indiana State Fair:

- 1st Place and Sweepstakes, Janet Taylor, Pieced, Hand Quilted Wall Hanging
- 1st Place, Laura Catt, "Across the Wide Missouri"
- 1st Place, Laura Catt, "Blue Bell"
- 1st Place, Janet Taylor, Pieced, Hand Quilted Bed
- 3rd Place, Laura Catt, "Flower Garden"

Johnson County Fair:

- Reserve Grand Champion, Laura Catt, "Across the Wide Missouri"
- 1st Place, Linda Whittaker, yellow and orange table runner
- 2nd Place, Laura Catt, "Flower Garden"
- 2nd Place, Linda Whittaker, for a blue and white quilt made for her grandson's wedding, so I'm guessing this was in the Pieced Bed or Mixed Techniques Bed category
- 2nd Place, Linda Whittaker, batik sampler quilt
- 3rd Place, Linda Whittaker, blue and white pillow cases that match her grandson's quilt
- 3rd Place, Linda Whittaker, Bow Tuck Purse



Brown County Fair:

- 1st Place, Linda Whittaker, for a blue and white quilt made for her grandson's wedding, so I'm guessing this was in the Pieced Bed or Mixed Techniques Bed category
- Best of Show, Linda Whittaker, batik sampler quilt

Quilts in the Park, Pendleton, Indiana:

- 2nd Place, Alison Barker, Quilts Over 60"
- 3rd Place, Alison Barker, Wall Quilts

Some little birds have let me know recently that Pam Reid and Janet Shotwell have also done well recently at several fairs, so please email Jennifer Fulton with the details (jennifer.fulton@ingenus.info)!



We Moved to

9840 N. Michigan Road (317) 757-8340
Carmel, IN 46032
www.quiltquarters.com
1/4 Mile North of 465 on Michigan Rd,
Exit 27

Over 6000 Bolts of Fabric, Books & Patterns

Join Us for Classes & Clubs

Patchwork Pals meets the 4th Monday of month

-highlights quilting patterns & techniques-

Sewing Circle/Embroidery Club meets the 3rd Sat

-covers all sewing topics: garment, home dec, etc-

Authorized BERNINA dealer for
Sales & Service

BERNINA⁺

QUILTERS GUILD OF INDIANAPOLIS NORTH GUILD MINUTES

September 2, 2011

Respectfully Submitted by: *Janet Scott Acting, Secretary*

Each member was given a clothespin as she signed in with the understanding that if the word “quilt” in any of its forms was mentioned, someone hearing it could take the pin. The goal was to collect the most clothespins. Only when using the microphone could the word “quilt” be said without penalty.

President, Jo Kidwell called the meeting to order.

Quilt Show

Carol Victory reported that 350 quilt registrations have been received. Mickey Depre (nationally known quilter) donated two small quilts for the auction. A food court chairman or bee is still needed. detailed notes from the past show are available. Having the food court on site is a great money maker and can keep visitors at the show so they can in turn support the auction, peony shop, vendors etc. Volunteers also can eat more easily.

Terry Lichtenfelt showed quilts received last week for the small quilt auction. There is a need for preemie quilts and angel gowns. Tracy Barta takes donations to the neo-natal unit at St Vincent’s Hospital on 86th Street. Angel gown patterns are available. Sharon Bassler is involved with Threads of Love—another organization serving similar needs.

Sharon Bassler’s husband is going to Haiti in November. There is need for more dresses. If interested in helping with this project, see Sharon for the patterns.

Quilter’s Tip of the Month

Marion Newell shared a good way to remember the size of needles we are using. Keep them in a pin cushion with marked sections. This could be done in a traditional “tomato” type or one that might be created. Marion likes to stuff pin cushions with wool as the lanolin keeps the pins and needles from rusting. She has made a dozen donut-styled ones for the peony shop. Shop early!!!

Jo has picked the block for her president’s quilt. It is one of our blocks of the month, “Aunt Dinah’s Quilt”. Please see Terry or Margaret for the pattern indicating Jo’s preferences for color.

Jennifer Fulton said there would be a final President’s Challenge due in December.

Guild members were encouraged to sell raffle tickets as it is a good money maker for QGI.

Jennifer encouraged everyone to volunteer to help at the show. Proceeds keep our membership fees down. New members are encouraged to volunteer to help at the show. As a bonus, when you work a two hour shift, you get free admission for that day.

Nancy Clapp has yarn and patterns available for her hat drive. We gave out 600 last year. Thus far we have 250. Nancy also shared that as she was looking for a bag to carry items to guild she spotted one tucked back in her closet. She showed us this brightly-colored bag with fish and boats on it. Then she remembered she had gotten it at the peony shop for a gift, but out of sight-- she had forgotten it. Inside she found a note from the seamstress. It said that her intention was to make a fish motif bag but ran out of material. So she used the boats and called it “Fish and Ships”---signed Winona Eads. This was a touching story and nice remembrance of a dear member who did so much for our guild and recently passed away.

Debbie Goold announced that QGIN needs a Secretary, one person for Hospitality and a Show and Tell chair.

Fabric Exchange

Wanda told us to bring 10 3” squares of fall colors for the next meeting. These will coordinate with the Block of the Month project.

Block of the Month

Braided pieces were won by Mary Strinka. The block for next month called Endless Chain. Paper piecing patterns and an 8” black square of Kona Cotton were provided.

Bee Presentation

Our program for the day was sharing from our bee groups. Ten groups participated and showed a variety of projects.

Nigh	Donna	Oct	2
Gocken	Colleen	Oct	3
Yarger	Anna Marie	Oct	4
Eaton	Susan	Oct	5
Eck	Bobbie	Oct	5
Wolfe	Becky	Oct	6
Eckersall	Debi	Oct	8
Lively	Ellie	Oct	8
Murdock	Pamela	Oct	8
Carrington	Maridean	Oct	9
Wiebusch	Marguerite	Oct	10
Schaekel	Lois	Oct	13
Stovall	Kathleen	Oct	14
Sellers	Pamela Jay	Oct	15
Yull	Kathy	Oct	15
Budny	Kay	Oct	16
Good	Sue	Oct	17
Swircek	Sandy	Oct	17
Burgan	Diane	Oct	18
Johan- nessohn	Melanie	Oct	18
King	Cora	Oct	18
Hodge	Jane	Oct	20
Hartfiel	Susan	Oct	21
Dawson	Charlene	Oct	23
Ricciardelli	Ann	Oct	25
Brown	Jan	Oct	27
Henley	Hannah	Oct	27
Merrick	Emma	Oct	27
Nealis	Karen	Oct	29
Durant	Pam	Oct	31
Kramer	Jodeen	Oct	31

Happy Birthday

Newsletter Advertising

If you would like to advertise in Bits and Pieces, please contact Carol Decker at 317-784-5205 or deckercl@yahoo.com

Sew Much More



8701 Southeastern Ave
Indianapolis, IN 46239
317-862-5739

Hours:
TU-FRI 10 am-5 pm
SAT 10 am-3 pm

www.sewmuchmoredb.com

Quality quilting cottons, patterns and notions.
Full line of Floriani machine embroidery thread,
stabilizers and software
Superior Thread - Rainbows, The Bottom Line,
So-Finel and Masterpiece
Tutto sewing machine luggage
Classes

10% discount on non-sale items for QGI members



Sarah's Machine Quilting

Sales & Service

HINTERBERG
DESIGN

Machine Quilting Frames

NOLTING®

765-779-4400

By Appointment

5308 N. Mechanicsburg Road
Middletown, Indiana 47356

www.gardenschools.com/smq

Experts in Retirement Living & Senior Healthcare

Our Services Include:

- Garden Homes
- Assisted Living Apartments
- New Energy Wellness
- Moving Forward Rehabilitation
- Auguste's Cottage Memory Care
- Long-Term Care
- Skilled Nursing Services
- Respite Care
- Hospice Care

American Senior Communities is proud to service 23 locations in the greater Indianapolis area. To find a location near you, visit our website at www.AmericanSrCommunities.com.



www.AmericanSrCommunities.com





THE ROVING REPORTER

By *Carol Victory*

This month the Roving Reporter is delighted to introduce you to the Calicos Bee. They are not positive but they may be the oldest bee in the guild. This bee was formed 33 years ago! They originally met in the back of a wallpaper store located on 96th Street.

There are currently 13 members – here are their statistics:

- Six cancer survivors
- Four former guild presidents
- Two featured artists
- One blind member
- One of the seven who started QGIN

They meet every Wednesday and must have a doctor's note to have an excused absence.

They enjoy challenging each other, talking and sharing, teaching each other new techniques and eating together.



Chatting and Working



Checking Lunch



Concentrating



Good Times

Out to Lunch Bunch Minutes

August 25, 2011

Respectfully Submitted By: *Diane Billiard*

Dallas and Alice greeted 82 members and 20 guests. They announced the passing of two faithful quilters, Winona Eads, known as the Moose Lady and Colleen Pontist. A moment of silence was held in their memory.

ANNOUNCEMENTS

- Tee shirts and QGI pins were available for purchase.
- The Food Court position needs a chairperson.
- Large brown paper bags for the Mystery Bags are still needed.
- Terry Lichtenfelt announced the Small Quilt Auction has attracted many quilts. Only cash and checks will be accepted at the auction.
- Tickets were available for the beautiful Raffle Quilt.
- Items for the Raffle Baskets are still being accepted in five categories.
- Judy Parker was signing up volunteers for days of judging, hanging the show, show days on Friday and Saturday. She encouraged everyone to help put on the show as the profits are used for excellent speakers and programs throughout the next two years.
- The south side pick up for the show will be at Laura Catt's home on Smith Valley Road.

Jennifer Fulton announced the President's Challenge would have the last challenge will be turned in at the January 2012 meeting. Look in the QGI newsletter for additional information.

The Board met in July and made decisions on the QGI by-laws. The revised by-laws will appear in the October newsletter and members will vote on them at the November meeting.

The Nominating Committee is working to provide a slate of officers to be voted on at the November meeting.

Nancy Clapp said it is time to get the knitting needles and crochet hooks going again to make hats for distribution in wintertime. She is already receiving calls from the homeless shelters for hats and the need is great.

Block of the Month – Monica Santangelo showed the 20 August BOMs called Log Cabin Star. Marie Pemberton won the blocks. The September BOM is called Basket of Chips.

Donna Huse, OTLB Charity Quilt chair reminded members she continues to collect batting bar codes. She recently delivered quilts to Winchester School for new immigrant Chin families.

SPEAKER

Kaye England discussed construction and caring for quilts. When you give away a quilt, tell the person receiving the quilt how to take care of it to last a long time. She said give the person a small bottle of Otuv's soap to wash a quilt carefully.

Kaye encouraged quilters to better appreciate the value of the quilts they make. She said to have your quilt appraised, as they are probably worth much more than you think they are. She has approximately 1,800 quilts she has collected. Many are going up in value due to their excellent workmanship and longevity. She finished her talk by showing her beautiful quilts she had constructed.

SHOW AND TELL

Seventeen members pointed out their quilts on the back wall and described how they created them.

Want to Write and Article for the Newsletter?

All material for publication in the newsletter must be received no later than the 10th of the month prior to following month's publication (i.e.: November 10th for the December newsletter). Please email submissions to qginewsletter@yahoo.com.

Serger Help Needed

Kay Nickey is looking for some help from someone with a serger. She is a member of the Caroline Scott Harrison chapter of the DAR in Indianapolis, and she volunteered to repair a HUGE American flag (24 feet by 20 feet) which flew over the Roudebush VA hospital for over three months. The nylon on the right side, lower portion is pretty chewed up. The flag cost \$500 and was donated by her chapter, and if it can be repaired and kept in a rectangle, it can fly again. Along with it is a large black POW/MIA flag --much smaller--that needs similar right side repair. At present, she does not have a serger and doesn't know how they work, and is hoping to find someone to help with this project. If you can help, please contact her at kaynquilter@att.net or call her at 574-9134 or 670-6035.



The Death of a Former Guild Member

One of the saddest duties I have as President is passing on the news that a former Guild member has died. Brenda Neal was an active member in the early to mid-nineties, and she attended OTLB regularly. She loved to quilt, and she often volunteered to help with Guild activities such as the Quilt Show. Brenda



was sad to leave her Guild friends when she moved to Florida to train as a court reporter. Brenda returned recently to the area, but was not able to rejoin her beloved Guild because of illness. Brenda died of cancer on August 8th, at the tender age of 56. Please take a moment this week and think of Brenda, and if you are so moved, consider making a quilt top for charity in honor of a fellow quilter who was taken from us much too soon.

Volunteers Needed!

The Quilt Show is getting closer and closer, and we need your help! Judy Parker has been nicely asking for volunteers for the show and a few of you have stepped up, but unfortunately, not enough of you!

Now, I know. You may be new to the Guild and thinking, "Gee whiz, I just started coming to this thing, and they are already asking for help." Or you may be a long-timer in the Guild, thinking "I've done enough. It's somebody else's turn now." Now, you won't see me arguing with either point, but the bottom line is, the Quilt Show is how we make enough money to afford to pay for the speakers, workshops, parties, door prizes, retreats, charity quilting, and all the other fun things we do.

It takes a lot of helpers to put up the show and to take it down, and a lot more to keep it running over two days. Luckily, you don't have to know a thing to help, as there is always someone who's done a particular thing before who can show you how. Truly, there is no experience necessary—just a willing heart and a few hours of your time.

It seems to me that often, most of us sit back and do nothing and let the same people do all the work—not just at the Show, but at the meetings too. Maybe those of us that help make this too easy, since we're always willing to step up when something needs to be done. Well, here's your chance to show that you appreciate all that we do to keep the Guild running. See Judy Parker at any of the meetings to sign up to help for a few hours—don't worry; you'll still get to see the show. If you're not sure what you might want to do, ask Judy to put you down as a floater—that way, you'll end up where you are most needed. Make your friends sign up too, to keep you company. If you don't know too many people in the Guild, you will by the time the show is done. And if you already know tons of people, you'll get a chance to spend time with them and feel good about helping. Don't be a seat-warmer! Sign up to help now. We really need your help.



Cathy Franks Quilting & Design

CATHY FRANKS - Owner
Finish Them In Your Lifetime

145 Maple Crest Drive
Carmel, IN 46033
(317) 571-9505
cathyfranks@indy.rr.com

Machine Quilting
Custom Quilt Design

www.cathyfranks.com



The Fussy Cut Quilt Shop

- Creative Ideas
- Friendly Service
- Quality Fabrics

201 Bethel Avenue, Suite A-1
Beech Grove, IN 46107
317-786-9289
www.theFussyCut.com



Join us for a class or club!!

- Monthly Clubs, Quilting Classes
- Special Guest Teachers and Creative Classes

Proud dealers of

PFAFF

baby lock
FOR THE LOVE OF SEWING

Indy Quilt Guild Members receive 10% off all notions and accessories at both store locations!

2 Indy Locations

North
Keystone & 65th St. 255-6332

West
Rockville & Raceway Rd. 271-5648

www.solexsewing.com

DROP-OFF SITES FOR QUILTS ENTERED IN THE QUILT SHOW

By now you should have received from Kathy Jensen your Quilt ID Registrations for quilts which you entered in the show. If you have not received this information, please contact her immediately.

Each registration includes the information necessary for drop off. Below is a list of all drop-off locations. Please make sure that you take your quilt(s) to the location listed on your registration form.

North

Kay Zahm

9593 Drakeford Dr., Indianapolis, IN 46260
317-366-9541

West

Pam Reid

8282 Thoroughbred, Indianapolis, IN 46278
317-876-7516

Northeast

Jennifer Fulton

5664 Fen Court, Indianapolis, IN 46220
317-475-0212

North2


Jayne Stohler

1475 Oarchard Park Dr., Indianapolis, IN 46280
317-581-1207

South

Laura Catt


828 W. Smith Valley Rd., Greenwood, IN 46142
317-881-6373



November Block of the Month

Autumn Maple

9 inch finished square



Colors

Leaf - a medium to light batique. Any of the colors seen in Fall leaves.

Cut

4 units $3\frac{1}{2}$ " square

2 units $3\frac{7}{8}$ " square

Background – a tone on tone black or one that reads as a solid.

Cut

2 units $3\frac{1}{8}$ " square

1 unit $3\frac{1}{2}$ " square

2 units $3\frac{7}{8}$ " square

Construction

Stem – take one $3\frac{1}{2}$ " square of the leaf fabric and both $3\frac{1}{8}$ " squares of background fabric.

On the back of each $3\frac{1}{8}$ " square draw a line connecting opposite corners. Lay one background square on top of the larger $3\frac{1}{2}$ " square with right sides together and the edges aligned with the bottom left corner, so the line runs from top left to bottom right.

Sew on the diagonal line, then trim and press to the dark side. Repeat in the diagonally opposite corner, but with edges aligned in the top right corner.

To make the $\frac{1}{2}$ " square-triangle patches take the all $3\frac{7}{8}$ " squares.

Mark a line between opposite corners – this is the cutting line - on the back of both background fabrics. On either side of this line, $\frac{1}{4}$ " away, mark the sewing lines. Pair up the batique and background fabrics, right sides facing and edges aligned. Sew along the sewing lines.

Cut the patches apart and press to the dark side. Trim to $3\frac{1}{2}$ inches if needed.

Lay the patches out as shown above and sew the rows together. Press the 1st and 3rd row to the left, 2nd to the right. This will avoid problems with the stem patch fabric, as will pressing the rows towards the center row.

PREPARING YOUR QUILT FOR THE QUILT SHOW

By: *Carol Victory*

I thought this would be a good time to give you some information about getting your quilt ready for the show.



- Ø Make sure that your quilt is completely finished before you bring it to your assigned drop off location.
- Ø Make sure that you have labeled your quilt(s) with your name, address and phone number(s) and Quilt ID number in large letters (see sample of label below). The label should be 3" x 5" in size. Place the label in the lower right hand corner of the back of the quilt.
- Ø Make sure that you have a 4" hanging sleeve on the back of your quilt – the only exception would be very small quilts which can be hung on the drape.
- Ø Your quilt(s) must be in a cloth bag that also has your name, address and phone number(s) and QUILT ID on it (pillow cases are great containers). Quilts delivered in plastic bags will not be accepted.
- Ø Confirm your drop off location and deliver your quilt(s) during the posted hours
- Ø Make sure that you receive a receipt for your quilt(s) – you must have this receipt to claim your quilt after the show. No quilts will be released without a receipt.
- Ø Plan to pick up your quilt(s) after 6:00 p.m. on Saturday. If you cannot come, you can have someone else pick up for you but that person must have the receipt(s).

If you have any questions about your registrations, please feel free to contact Kathy Jensen, Registrar, 317-485-6384 (h) or katjen61@yahoo.com. If you have quilt show questions, please contact Carol Victory, Show Chair, 317-627-7806 or carol.victory@yahoo.com

ID # 1234
Mary Smith
123 Main St
Indianapolis, IN 46211
317-123-4567

QUILTERS GUILD OF INDIANAPOLIS NORTH 2011 PROGRAMS

Date	Speaker/Instructor	Details
October 7	Julie Wheeler	History of Quilts
November 4	Jennifer Titus	How to Use a Quilter's Calculator
December 2	Christmas Party Comedian Clara Trusty	Comedian, Food and Fun

OUT TO LUNCH BUNCH 2011 PROGRAMS

Date	Speaker/Instructor	Details
October 27	Caryl Schuetz	From Where it Starts to Where it Ends
November	No Meeting	
December	No Meeting	

GREAT JOB! KUDOS! THANK YOU SO MUCH!

Each year we thank our leader of the QGIN daytime meeting for her tireless efforts on our behalf by making a block of her choice to say "Thank you, job well done!"

Jo Kidwell has led the north meeting this year presenting wonderful programs, fun and educational activities, and plenty of time to socialize with new and old friends. To thank Jo for her time and energy in this endeavor we have directions for the block she has selected--one of the BOM's offered at QGIN this year, just tweaked a bit!

Please contact Margaret Duke, 317.254.0441, margaret.duke@sbcglobal.net or Terry Lichtenfelt, 317.873.5624, tslichtenfelt@gmail.com for your copy.

LITTLE SCRAP QUILT SHOP

Colors to inspire. Time to Relax.

A Place to Create!

Providing for your quilting and sewing needs!

Webster Plaza--4043 S. Webster, Kokomo 46902

765-450-4434 littlecrapquilts@gmail.com

Find us on Facebook too!

Shop Hours:

Tues, Thurs & Fri 10-5, Wed 10-8, Sat 9-4

ENTERTAINING, FAST-PACED, QGI'S OWN "REALITY SHOW" ----

--the **SMALL QUILT AUCTION!** Fast and furious bidding begins when QGI's Quilt Show hosts this event on Saturday, October 29 at 2:00--don't miss the fun!

Need a Christmas present for that special someone? Are your walls or table saying "(yawn) ho-hum, we need something new"? Or, treat YOURSELF to a small quilt *because you're worth it!*



We'll have something for everyone. Do you like art quilts, contemporary, or traditional with a twist? How about wholecloth, fused or applique? Are bright bold colors your thing, or do you like batiks, homespuns, or 30's?

Auction quilts will be displayed for preview the *minute* the show opens on Friday, October 28. Bring paper and pen so you can jot yourself notes, and quilt numbers--so you can bid the next day! Remember your checkbook or cash because that's all we accept. Quilts will remain on display until the auction. You can register for your bid card--necessary to participate!--beginning at 1:00pm on *Saturday*.

If you've not had time to make a quilt to donate yet, or haven't been able to get it to a meeting, small quilts will gladly be accepted until Saturday morning. Please bring your auction donation to the Volunteer Room just inside the main doors and look for the sign and box. **SEE YOU AT THE AUCTION!**

Proposed By-Laws Changes
By Linda Rupp, By-Laws Committee Chair


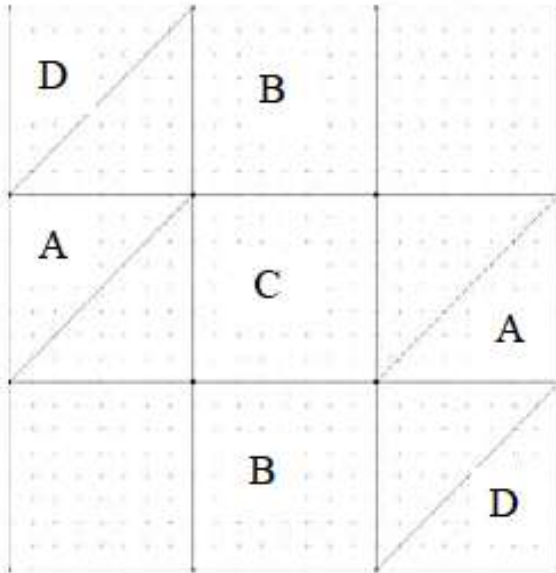
Here is the final list of proposed changes to our Bylaws. In November, at the General meeting, we will vote on each change. Changes receiving a majority vote will be approved, and the Bylaws will be amended. Please review these proposed changes, so you are prepared for the vote. Changes or additions from the Bylaws as they now stand appear in bold.

Voting will be by ballot, held at the General meeting in November. Notice that each vote is marked with a number. You will be allowed to vote Yes or No for each of these separate, numbered votes.

Article IV Section 1		
<p>Original: Dues will be assessed annually and will be payable at the January meeting.</p> <p>Proposed: Dues will be assessed annually and will be payable at the January meeting. The amount of dues is determined by the Board.</p>		
1	<input type="checkbox"/> Yes <input type="checkbox"/> No	<p>Reason for the proposal: Clarifying that the dues are determined by the Board, and not the Membership Chair or any other member or group.</p>
Article V Section 3		
<p>Original: The Vice-President shall conduct the business of the Guild during the absence of the President. The Vice-President is the President-elect for the following year, as well as the current Membership Chair. If the office of President becomes vacant, the Vice-President shall succeed to the office of President for the remainder of the term of the office.</p> <p>Proposed: The Vice-President shall conduct the business of the Guild during the absence of the President. The Vice-President is the President-elect for the following year, as well as the current Membership Chair. As Membership Chair, the Vice-President focuses on getting to know the membership, welcoming new members, and processing memberships. In addition, the Vice-President shall periodically send out monthly meeting reminders and important announcements by email. If desired, the Vice-President may appoint members to assist in processing memberships. If the office of President becomes vacant, the Vice-President shall succeed to the office of President for the remainder of the term of the office.</p>		
2	<input type="checkbox"/> Yes <input type="checkbox"/> No	<p>Reason for the proposal: The role of the Vice-President has grown over the last few years, and this change clarifies the VP's new duties.</p>
Article V Section 7.5		
<p>Original: Each Board member shall have one vote on all questions of policy and present recommendations to the Guild. Any Standing Committee as listed in Section 7 having two or more chairpersons will be allowed one vote. A simple majority will constitute a quorum for voting purposes. No one individual may serve in two voting positions at the same time.</p> <p>Proposed: Each of the ten voting members of the Board shall have one vote on all questions of policy and present recommendations to the Guild. Any committee listed in Section 7 that has two or more chairpersons will be allowed one vote. To hold a vote on questions of policy, a quorum of the voting members of the Board must be present. Assuming there is a quorum and a vote is called for, then a simple majority of the voting members present will determine the vote. No single individual can serve in two voting positions at the same time.</p>		
3	<input type="checkbox"/> Yes <input type="checkbox"/> No	<p>Reason for the proposal: This change clarifies that only voting members of the Board can vote, and not every Board member. This change also clarifies that a quorum must be present at Board for issues to be voted on. Note that this does not define what a quorum is—that definition is in Article IX.</p>

Article IX		
Original: A quorum of a regularly called meeting shall be one-third of the membership.		
Proposed: A quorum of a general meeting shall be one-fourth of the membership. A quorum of the voting members of the Guild Board shall be at least six of the ten voting Board members.		
4	<input type="checkbox"/> Yes <input type="checkbox"/> No	Reason for the proposal: A quorum is required before a vote can be taken on matters of policy, whether at a regular meeting or a Board meeting. This change clarifies what constitutes a quorum at a Board meeting, as opposed to a regular meeting.
Article VII, Section 3		
Original: Each nominee for office must give consent to accept the nomination for office and be fully advised as to the responsibilities of that office.		
Proposed: Newly elected officers shall assume their duties on January 1, with the exception of the Vice-President, who shall begin to assume her/his duties as soon as possible after the election.		
5	<input type="checkbox"/> Yes <input type="checkbox"/> No	Reason for the proposal: This clarifies that the Vice-President is actually expected to assume his or her duties prior to January, in order to allow the incoming President to properly prepare for the new year.
Article VII, Section 4		
Original: The Chair of the Nominating Committee shall hold the election of officers at the annual meeting. Nominations from the floor shall be in order. If there is more than one candidate for the same office, election shall be by ballot, and a majority vote shall elect. If there is only one candidate for each office, it will be in order for the Chair of the Nominating Committee to cast the vote of the membership for the slate of officers presented.		
Proposed: The Chair of the Nominating Committee shall conduct the election of officers at the annual meeting (the General meeting in October). A quorum of the paid membership must be present at this meeting in order to conduct the vote. Nominations from the floor shall be in order. If there is more than one candidate for the same office, election shall be by ballot, and a majority vote shall elect. Ballots shall be counted by the Secretary, Treasurer, Member at Large, and Chair of the Nominating Committee (as long as the member is not a candidate for office). If there is only one candidate for each office, it will be in order for the Chair of the Nominating Committee to ask the membership to show their support for the slate of officers presented with a show of hands.		
6	<input type="checkbox"/> Yes <input type="checkbox"/> No	Reason for the proposal: This clarifies exactly how the election of officers is handled by the Nomination committee, when there is more than one candidate for an elected office.
Article VIII Section 4		
Original: Meetings of the Guild Board shall be held at the call of the President.		
Proposed: Meetings of the Guild Board shall be held at the call of the President. Board meetings are open to all current members.		
7	<input type="checkbox"/> Yes <input type="checkbox"/> No	Reason for the proposal: This clarifies when Board meetings are typically held, with a reminder that Guild members are allowed to attend.

Article XII		
<p>Original: The Constitution and Bylaws may be amended at any regular meeting of the Quilters Guild by two-thirds vote of the membership present. Notice of any Bylaw amendments shall be thirty days prior to a vote.</p>		
<p>Proposed: Provided that there is a quorum present, the Constitution and Bylaws may be amended at the General meeting of the Guild by a two-thirds vote. Notice of any Bylaw amendments shall be published 30 days before a vote.</p>		
8	<input type="checkbox"/> Yes <input type="checkbox"/> No	<p>Reason for the proposal: This clarifies that a quorum must be present before an issue is voted on at a regular meeting.</p>
Article XIII		
<p>Original: In keeping with the guidelines for incorporation, the Guild will maintain a registered agent with a registered physical office or address, other than a post office box, located in the state of Indiana for the purposes of serving a summons or other legal communication. The guild shall notify the state if the agent or agent's address changes. The Guild's official address is P.O. Box 50345, Indianapolis, IN 46250-0345. The President and Vice-President will keep keys to this post office box to be used as they deem necessary.</p>		
<p>Proposed: In keeping with the guidelines for incorporation, the Guild will maintain a registered agent with a registered physical office or address, other than a post office box, located in the state of Indiana for the purposes of serving a summons or other legal communication. Typically this agent is the Guild Treasurer. The guild shall notify the state if the agent or agent's address changes. The Guild's official address is P.O. Box 50345, Indianapolis, IN 46250-0345.</p>		
9	<input type="checkbox"/> Yes <input type="checkbox"/> No	<p>Reason for the proposal: This clarifies that the "registered agent" is the Guild Treasurer.</p>
Article XIII		
<p>Original: This is a proposed addition to Article XIII, to be voted on separately.</p>		
<p>Proposed: The President, Vice-President, and Program Chair will keep keys to this post office box to be used as they deem necessary.</p>		
10	<input type="checkbox"/> Yes <input type="checkbox"/> No	<p>Reason for the proposal: This clarifies who keeps the keys to the Guild post office box.</p>



Batik Signature Pinwheel – Jennifer's President's Block

I think Jennifer Fulton has done a great job this year as Guild President, and if you feel the same and you would like to thank Jennifer for her good work, please make her one of these blocks. The block uses three different batik fabrics (any colors) and a white on white fabric. When the block is finished, sign your block in the white area. Turn in your finished block to me (Pat Wilser) and I will present them to Jennifer as a surprise during the December General meeting. (Shhh! Don't tell her!)

From white on white fabric, cut:

C – Cut 1 – 3 ½" x 9 ½" rectangle

From Batik One, cut:

A – Cut 2 – 3 ½" squares

B – Cut 2 – 3 ½" x 9 ½" rectangles

From Batik Two, cut:

B – Cut 1 – 3 ½" square

From Batik Three, cut:

B – Cut 1 – 3 ½" square

1. Mark a diagonal on two A squares of the Batik One fabric. Sew As along this marked line, to opposite sides of the white C rectangle, as shown in the diagram. Press to As.
2. Mark a diagonal on a D square of the Batik Two fabric. Sew the D square along this marked line, to left side of the B rectangle of the Batik One fabric, as shown in the diagram. Press to D.
3. Mark a diagonal on a D square of the Batik Three fabric. Sew the D square along this marked line, to left side of the B rectangle of the Batik One fabric, as shown in the diagram. Press to D.
4. Following the diagram, sew three rows together. Press to the outer rows.
5. Sign your block in the white area.