

# QGI Spring Retreat


February 24, 25, 26, 2012



You know best how to access **I-65 South** from where you live. Jump on **I-65 South** toward **Louisville** and start your road trip. After you pass I-465 on the south side of town, you'll drive about 38 miles further on I-65 S to **exit 68** (State Road **46** toward **Columbus/Nashville/Bloomington**). You can see the hotel at the exit, just east (left) of I-65 South.

When you turn into the hotel area, the main entrance of the hotel is at the west end of the building; the sewing area where you want to drop off your supplies is on the back side of the building. There are ramps into the hotel on the back; take the elevators up to the second floor. Unload at the back and then go park your vehicle.

*Remember to remove any valuables from your car as soon as you arrive.*



## Classic!



Quilters Guild of Indianapolis

**Pool and Common Area Hours**  
**10:00 am till 11:00 pm**

**Holiday Inn Conference Center**  
**2480 Jonathan Moore Pike**  
**Columbus, Indiana 47201**  
**(812) 372-1541**

## Schedule

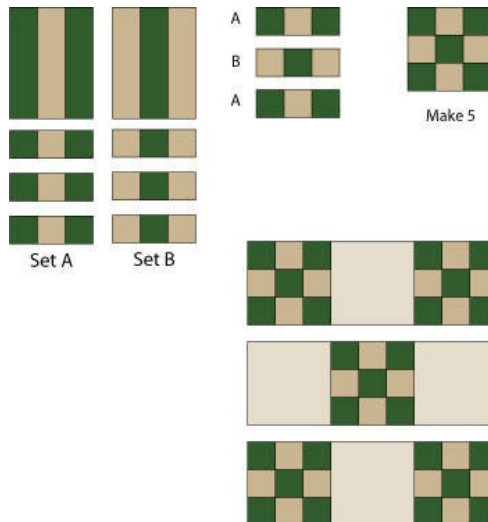
Friday	
2:00 PM	Arrivals
2:00 PM	Open sewing time
4:00 PM	Room check-in
5:30 PM	Dinner
6:30 PM	Get acquainted games
7:30 PM	Open sewing time
Saturday	
8:00 AM	Breakfast
9:00 AM	Open sewing time
10:00 AM	Demo
10:30 AM	Garage Sale Shopping
11:00 AM	Open sewing time
12:00 PM	Lunch
1:00 PM	Open sewing time
2:30 PM	Garage Sale Shopping
5:30 PM	Dinner
6:30 PM	Show and Tell
7:00 PM	Open sewing time
Sunday	
8:00 AM	Open sewing time
10:00 AM	Brunch
11:00 AM	Room checkout
11:30 AM	Open sewing time
3:00 PM	Departure

## Charity

The second annual QGI Spring **Classic!** Retreat has selected a charity that will benefit from the generosity of our quilting sisterhood. As we did at the Fall 2011 retreat, we'll be making pillow-cases for Lutheran Child and Family Services. Any fun prints and the pattern you'll find on the QGI website will make a darling pillowcase that will bring sweet dreams to boys and girls who have little else to sweeten their sleep.

## Raffle Block

If you've ever participated in a block-of-the-month raffle, you know how this works. For every block you make and turn in, you get a chance to win all the blocks. The block for the Spring retreat is a Double 9-Patch made with KONA SNOW and 1930s fabrics. Cut four 3-1/2-inch squares of KONA SNOW. Cut strips 1-1/2-inch wide of 1930s prints and KONA SNOW to make five 9-patch blocks with the print in the center of the 9-patch. Join four plain and five 9-patch units to make a 9-inch finished (9-1/2-inch unfinished) block. Participation is not required, but do you really want to miss out?



## Details

We're excited to be returning to the Columbus Holiday Inn for our second QGI Spring Quilt Retreat—a great time for you to pamper yourself while strengthening bonds with your quilting friends. The theme for the retreat is **Classic!**—look for all the classic architecture in Columbus and some classic quilting techniques on the tables around you. The raffle block is made using classic 1930s fabrics, and you just might finish a classically beautiful quilt while you're with us. If your tastes run more contemporary, perhaps you'll work on a new classic!

At the Holiday Inn in Columbus, each guest enjoys a lovely bedroom with en suite bathroom. We'll be split into a couple sewing rooms (which will make our meet-and-greet sessions a bit more of scavenger hunt <grin>), and you can count on yummy meals in the restaurant. We won't have a vendor this session, but the Walmart across the street can help with some very basic supplies if you forget something.

Bring whatever projects you want to work on. We will supply several cutting and pressing areas, several design walls, and lots of room. Should you tire of sewing, you can watch television, go swimming, or just sit back and chat—as long as you hold a needle and thread so you at least *look* like you're sewing! <grin>




You can bring a personal thermos to fill with coffee at meals or in your room, or plan to buy soft drinks from the vending machines. Bring any snacks for yourself and your buddies. We can't have a snack station, but wandering around investigating everybody's snack stashes is a good reason to get up and stretch!

## What to Bring

**Personal Stuff:** Bring whatever personal items you can't live without, especially comfy sewing clothes, a cushion or pillow for your chair, a swimsuit, thermos, and cup.

**Sewing Stuff:** Bring your favorite traveling sewing machine, fabric for your projects, rotary cutter, other sewing supplies, a personal light, extension cord, power strip, and your sewing projects.

### Things to Share:

-  A fat quarter of a 1930s print in a brown lunch bag *with your name on the bag* for our fun get-acquainted game.
-  A Double 9-Patch block in 1930s and KONA WHITE for the block raffle (see details on previous page).
-  Personal snacks you can share if you want. Or not. <grin>

## Demonstrations

We'll have at least one demonstration of a clever technique. You don't have to attend the brief session, but you might learn something if you do!

### Got Questions?

Call Alice Martina Smith  
(317) 826-9313